VERSPANEN

M2AL “RAPTOR” KERNBOREN - WELDON

Zo vormt u het juiste Art. Nr.

614.M2.SXX
XX = DIAMETER

Rotabroach
RAPTOR

SNIJLENGTE 25 MM

Ø DIA	CODE LEV.	Ø DIA	CODE LEV.	Ø DIA	CODE LEV.
11 mm	RAP110	25 mm	RAP250	39 mm	RAP390
12 mm	RAP120	26 mm	RAP260	40 mm	RAP400
13 mm	RAP130	27 mm	RAP270	41 mm	RAP410
14 mm	RAP140	28 mm	RAP280	42 mm	RAP420
15 mm	RAP150	29 mm	RAP290	43 mm	RAP430
16 mm	RAP160	30 mm	RAP300	44 mm	RAP440
17 mm	RAP170	31 mm	RAP310	45 mm	RAP450
18 mm	RAP180	32 mm	RAP320	46 mm	RAP460
19 mm	RAP190	33 mm	RAP330	47 mm	RAP470
20 mm	RAP200	34 mm	RAP340	48 mm	RAP480
21 mm	RAP210	35 mm	RAP350	49 mm	RAP490
22 mm	RAP220	36 mm	RAP360	50 mm	RAP500
23 mm	RAP230	37 mm	RAP370	51 mm	RAP510
24 mm	RAP240	38 mm	RAP380	52 mm	RAP520

Zo vormt u het juiste Art. Nr.

614.M2.LXX
XX = DIAMETER

SNIJLENGTE 50 MM

Ø DIA	CODE LEV.	Ø DIA	CODE LEV.	Ø DIA	CODE LEV.
12 mm	RAPL120	30 mm	RAPL300	47 mm	RAPL470
13 mm	RAPL130	31 mm	RAPL310	48 mm	RAPL480
14 mm	RAPL140	32 mm	RAPL320	49 mm	RAPL490
15 mm	RAPL150	33 mm	RAPL330	50 mm	RAPL500
16 mm	RAPL160	34 mm	RAPL340	51 mm	RAPL510
17 mm	RAPL170	35 mm	RAPL350	52 mm	RAPL520
18 mm	RAPL180	36 mm	RAPL360	53 mm	RAPL530
19 mm	RAPL190	37 mm	RAPL370	54 mm	RAPL540
20 mm	RAPL200	38 mm	RAPL380	55 mm	RAPL550
21 mm	RAPL210	39 mm	RAPL390	56 mm	RAPL560
22 mm	RAPL220	40 mm	RAPL400	57 mm	RAPL570
23 mm	RAPL230	41 mm	RAPL410	58 mm	RAPL580
24 mm	RAPL240	42 mm	RAPL420	59 mm	RAPL590
25 mm	RAPL250	43 mm	RAPL430	60 mm	RAPL600
26 mm	RAPL260	44 mm	RAPL440	61 mm	RAPL610
27 mm	RAPL270	45 mm	RAPL450	62 mm	RAPL620
28 mm	RAPL280	46 mm	RAPL460	63 mm	RAPL630
29 mm	RAPL290	47 mm	RAPL470	64 mm	RAPL640
				65 mm	RAPL650

UITWERPSTIFTEN

OMSCHRIJVING	CODE LEV.	OMSCHRIJVING	CODE LEV.
Voor RAP110/RAP120	SRA3057	Voor RAPL120	RA3013
Voor diameter 13-52 mm	SRA25	Voor diameter 13-65 mm	SRA50

COBALT SPIRAALBOOR (MET DIRECTE WELDON AANSLUITING)

Rotabroach

M42 Spiraalboor met 19 mm 3/4" weldon aansluiting. Zelfde aansluiting als bij kernboren. Dit systeem maakt de montage van een boorkop overbodig. Geschikt voor de meest voorkomende bewerkingen in metaal & staal. 25mm snijlengte.

ART.NR.	DIA
RRTW060	6 mm
RRTW080	8 mm
RRTW100	10 mm

ART.NR.	DIA
RRTW110	11 mm
RRTW120	12 mm
RRTW130	13 mm
RRTW135	13,5 mm

VERZINKBOREN 90°

Rotabroach

CODE LEV.	DIA
CK30	10-30 mm
CK40	10-40 mm
CK55	15-55 mm

MINI-CUTTERS

Rotabroach

Ø DIA	CODE LEV.
6mm	RCM060
7mm	RCM070
8mm	RCM080
9mm	RCM090
10mm	RCM100
11mm	RCM110
12mm	RCM120
13mm	RCM130
14mm	RCM140
15mm	RCM150
16mm	RCM160
17mm	RCM170
18mm	RCM180
19mm	RCM190
20mm	RCM200
21mm	RCM210
22mm	RCM220
23mm	RCM230
24mm	RCM240
25mm	RCM250

Bij uitstek geschikt voor het boren van gaten in plaatwerk met een accuboormachine of elektrische boormachine in:

- staalplaat
- aluminium
- rvs
- dunwandig buismateriaal
- plastic

Opnamedoorn geschikt voor boorkop 10 mm

MET EEN MINI KERNBOOR BOORT U DRIE KEER SNELLER DAN MET SPIRAALBOREN EN MINI KERNBOREN BLIJVEN TOT 300 KEER LANGER SCHERP DAN GATZAGEN

TCT “RAPTOR” KERNBOREN

Zo vormt u het juiste Art. Nr.

614.CWC.ZZ
ZZ = DIAMETER

SNIJLENGTE 35 MM

Ø DIA	CODE LEV.
12mm	CWC12
13mm	CWC13
14mm	CWC14
15mm	CWC15
16mm	CWC16
17mm	CWC17
18mm	CWC18
19mm	CWC19
20mm	CWC20
21mm	CWC21
22mm	CWC22
23mm	CWC23
24mm	CWC24
25mm	CWC25
26mm	CWC26
27mm	CWC27
28mm	CWC28
29mm	CWC29
30mm	CWC30
31mm	CWC31
32mm	CWC32
33mm	CWC33
34mm	CWC34
35mm	CWC35
36mm	CWC36
37mm	CWC37
38mm	CWC38
39mm	CWC39
40mm	CWC40
41mm	CWC41
42mm	CWC42
43mm	CWC43
44mm	CWC44
45mm	CWC45
46mm	CWC46
47mm	CWC47
48mm	CWC48
49mm	CWC49
50mm	CWC50
51mm	CWC51
52mm	CWC52

Rotabroach

Zo vormt u het juiste Art. Nr.

614.CWCL.ZZ
ZZ = DIAMETER

SNIJLENGTE 55 MM

Ø DIA	CODE LEV.
12mm	CWCL12
13mm	CWCL13
14mm	CWCL14
15mm	CWCL15
16mm	CWCL16
17mm	CWCL17
18mm	CWCL18
19mm	CWCL19
20mm	CWCL20
21mm	CWCL21
22mm	CWCL22
23mm	CWCL23
24mm	CWCL24
25mm	CWCL25
26mm	CWCL26
27mm	CWCL27
28mm	CWCL28
29mm	CWCL29
30mm	CWCL30
31mm	CWCL31
32mm	CWCL32
33mm	CWCL33
34mm	CWCL34
35mm	CWCL35
36mm	CWCL36
37mm	CWCL37
38mm	CWCL38
39mm	CWCL39
40mm	CWCL40
41mm	CWCL41
42mm	CWCL42
43mm	CWCL43
44mm	CWCL44
45mm	CWCL45
46mm	CWCL46
47mm	CWCL47
48mm	CWCL48
49mm	CWCL49
50mm	CWCL50
51mm	CWCL51
52mm	CWCL52
53mm	CWCL53
54mm	CWCL54
55mm	CWCL55
56mm	CWCL56

Ø DIA	CODE LEV.
57mm	CWCL57
58mm	CWCL58
59mm	CWCL59
60mm	CWCL60
61mm	CWCL61
62mm	CWCL62
63mm	CWCL63
64mm	CWCL64
65mm	CWCL65
66mm	CWCL66
67mm	CWCL67
68mm	CWCL68
69mm	CWCL69
70mm	CWCL70
71mm	CWCL71
72mm	CWCL72
73mm	CWCL73
74mm	CWCL74
75mm	CWCL75
76mm	CWCL76
77mm	CWCL77
78mm	CWCL78
79mm	CWCL79
80mm	CWCL80
81mm	CWCL81
82mm	CWCL82
83mm	CWCL83
84mm	CWCL84
85mm	CWCL85
86mm	CWCL86
87mm	CWCL87
88mm	CWCL88
89mm	CWCL89
90mm	CWCL90
91mm	CWCL91
92mm	CWCL92
93mm	CWCL93
94mm	CWCL94
95mm	CWCL95
96mm	CWCL96
97mm	CWCL97
98mm	CWCL98
99mm	CWCL99
100mm	CWCL100

Rotabroach

Zo vormt u het juiste Art. Nr.

614.CWCT.ZZ
ZZ = DIAMETER

Zo vormt u het juiste Art. Nr.

614.CWCX.ZZ
ZZ = DIAMETER

SNIJLENGTE 75 MM

Ø DIA	CODE LEV.	Ø DIA	CODE LEV.
18mm	CWCT18	60mm	CWCT60
19mm	CWCT19	61mm	CWCT61
20mm	CWCT20	62mm	CWCT62
21mm	CWCT21	63mm	CWCT63
22mm	CWCT22	64mm	CWCT64
23mm	CWCT23	65mm	CWCT65
24mm	CWCT24	66mm	CWCT66
25mm	CWCT25	67mm	CWCT67
26mm	CWCT26	68mm	CWCT68
27mm	CWCT27	69mm	CWCT69
28mm	CWCT28	70mm	CWCT70
29mm	CWCT29	71mm	CWCT71
30mm	CWCT30	72mm	CWCT72
31mm	CWCT31	73mm	CWCT73
32mm	CWCT32	74mm	CWCT74
33mm	CWCT33	75mm	CWCT75
34mm	CWCT34	76mm	CWCT76
35mm	CWCT35	77mm	CWCT77
36mm	CWCT36	78mm	CWCT78
37mm	CWCT37	79mm	CWCT79
38mm	CWCT38	80mm	CWCT80
39mm	CWCT39	81mm	CWCT81
40mm	CWCT40	82mm	CWCT82
41mm	CWCT41	83mm	CWCT83
42mm	CWCT42	84mm	CWCT84
43mm	CWCT43	85mm	CWCT85
44mm	CWCT44	86mm	CWCT86
45mm	CWCT45	87mm	CWCT87
46mm	CWCT46	88mm	CWCT88
47mm	CWCT47	89mm	CWCT89
48mm	CWCT48	90mm	CWCT90
49mm	CWCT49	91mm	CWCT91
50mm	CWCT50	92mm	CWCT92
51mm	CWCT51	93mm	CWCT93
52mm	CWCT52	94mm	CWCT94
53mm	CWCT53	95mm	CWCT95
54mm	CWCT54	96mm	CWCT96
55mm	CWCT55	97mm	CWCT97
56mm	CWCT56	98mm	CWCT98
57mm	CWCT57	99mm	CWCT99
58mm	CWCT58	100mm	CWCT100
59mm	CWCT59		

SNIJLENGTE 110 MM

Ø DIA	CODE LEV.	Ø DIA	CODE LEV.
18mm	CWCX18	60mm	CWCX60
19mm	CWCX19	61mm	CWCX61
20mm	CWCX20	62mm	CWCX62
21mm	CWCX21	63mm	CWCX63
22mm	CWCX22	64mm	CWCX64
23mm	CWCX23	65mm	CWCX65
24mm	CWCX24	66mm	CWCX66
25mm	CWCX25	67mm	CWCX67
26mm	CWCX26	68mm	CWCX68
27mm	CWCX27	69mm	CWCX69
28mm	CWCX28	70mm	CWCX70
29mm	CWCX29	71mm	CWCX71
30mm	CWCX30	72mm	CWCX72
31mm	CWCX31	73mm	CWCX73
32mm	CWCX32	74mm	CWCX74
33mm	CWCX33	75mm	CWCX75
34mm	CWCX34	76mm	CWCX76
35mm	CWCX35	77mm	CWCX77
36mm	CWCX36	78mm	CWCX78
37mm	CWCX37	79mm	CWCX79
38mm	CWCX38	80mm	CWCX80
39mm	CWCX39	81mm	CWCX81
40mm	CWCX40	82mm	CWCX82
41mm	CWCX41	83mm	CWCX83
42mm	CWCX42	84mm	CWCX84
43mm	CWCX43	85mm	CWCX85
44mm	CWCX44	86mm	CWCX86
45mm	CWCX45	87mm	CWCX87
46mm	CWCX46	88mm	CWCX88
47mm	CWCX47	89mm	CWCX89
48mm	CWCX48	90mm	CWCX90
49mm	CWCX49	91mm	CWCX91
50mm	CWCX50	92mm	CWCX92
51mm	CWCX51	93mm	CWCX93
52mm	CWCX52	94mm	CWCX94
53mm	CWCX53	95mm	CWCX95
54mm	CWCX54	96mm	CWCX96
55mm	CWCX55	97mm	CWCX97
56mm	CWCX56	98mm	CWCX98
57mm	CWCX57	99mm	CWCX99
58mm	CWCX58	100mm	CWCX100
59mm	CWCX59		

M35 KERNBOREN MET SNIJLENGTE 30 MM – WELDON

FEpowerTools®

Zo vormt u het juiste Art. Nr.

611.M35.SXX
XX = DIAMETER

DIA	CODE LEV.	DIA	CODE LEV.	DIA	CODE LEV.
12 mm	FE3012	44 mm	FE3044	76 mm	FE3076
13 mm	FE3013	45 mm	FE3045	77 mm	FE3077
14 mm	FE3014	46 mm	FE3046	78 mm	FE3078
15 mm	FE3015	47 mm	FE3047	79 mm	FE3079
16 mm	FE3016	48 mm	FE3048	80 mm	FE3080
17 mm	FE3017	49 mm	FE3049	81 mm	FE3081
18 mm	FE3018	50 mm	FE3050	82 mm	FE3082
19 mm	FE3019	51 mm	FE3051	83 mm	FE3083
20 mm	FE3020	52 mm	FE3052	84 mm	FE3084
21 mm	FE3021	53 mm	FE3053	85 mm	FE3085
22 mm	FE3022	54 mm	FE3054	86 mm	FE3086
23 mm	FE3023	55 mm	FE3055	87 mm	FE3087
24 mm	FE3024	56 mm	FE3056	88 mm	FE3088
25 mm	FE3025	57 mm	FE3057	89 mm	FE3089
26 mm	FE3026	58 mm	FE3058	90 mm	FE3090
27 mm	FE3027	59 mm	FE3059	91 mm	FE3091
28 mm	FE3028	60 mm	FE3060	92 mm	FE3092
29 mm	FE3029	61 mm	FE3061	93 mm	FE3093
30 mm	FE3030	62 mm	FE3062	94 mm	FE3094
31 mm	FE3031	63 mm	FE3063	95 mm	FE3095
32 mm	FE3032	64 mm	FE3064	96 mm	FE3096
33 mm	FE3033	65 mm	FE3065	97 mm	FE3097
34 mm	FE3034	66 mm	FE3066	98 mm	FE3098
35 mm	FE3035	67 mm	FE3067	99 mm	FE3099
36 mm	FE3036	68 mm	FE3068	100 mm	FE30100
37 mm	FE3037	69 mm	FE3069	105 mm	FE30105
38 mm	FE3038	70 mm	FE3070	110 mm	FE30110
39 mm	FE3039	71 mm	FE3071	115 mm	FE30115
40 mm	FE3040	72 mm	FE3072	120 mm	FE30120
41 mm	FE3041	73 mm	FE3073	125 mm	FE30125
42 mm	FE3042	74 mm	FE3074	130 mm	FE30130
43 mm	FE3043	75 mm	FE3075		

UITWERPSTIFTEN

ART.NR.	OMSCHRIJVING	DIA
FEPP75	Pilot pin ø 6.35x79 mm	ø 12 - ø 60 mm
FEPP90	Pilot pin ø 6.35x90 mm	ø 61 - ø 130 mm

M35 KERNBOREN MET SNIJLENGTE 55 MM – WELDON

Zo vormt u het juiste Art. Nr.

611.M35.LXX
XX = DIAMETER

DIA	CODE LEV.
12 mm	FE5512
13 mm	FE5513
14 mm	FE5514
15 mm	FE5515
16 mm	FE5516
17 mm	FE5517
18 mm	FE5518
19 mm	FE5519
20 mm	FE5520
21 mm	FE5521
22 mm	FE5522
23 mm	FE5523
24 mm	FE5524
25 mm	FE5525
26 mm	FE5526
27 mm	FE5527
28 mm	FE5528
29 mm	FE5529
30 mm	FE5530
31 mm	FE5531
32 mm	FE5532
33 mm	FE5533
34 mm	FE5534
35 mm	FE5535
36 mm	FE5536
37 mm	FE5537
38 mm	FE5538
39 mm	FE5539
40 mm	FE5540
41 mm	FE5541

DIA	CODE LEV.
42 mm	FE5542
43 mm	FE5543
44 mm	FE5544
45 mm	FE5545
46 mm	FE5546
47 mm	FE5547
48 mm	FE5548
49 mm	FE5549
50 mm	FE5550
51 mm	FE5551
52 mm	FE5552
53 mm	FE5553
54 mm	FE5554
55 mm	FE5555
56 mm	FE5556
57 mm	FE5557
58 mm	FE5558
59 mm	FE5559
60 mm	FE5560
61 mm	FE5561
62 mm	FE5562
63 mm	FE5563
64 mm	FE5564
65 mm	FE5565
66 mm	FE5566
67 mm	FE5567
68 mm	FE5568
69 mm	FE5569
70 mm	FE5570
71 mm	FE5571

DIA	CODE LEV.
72 mm	FE5572
73 mm	FE5573
74 mm	FE5574
75 mm	FE5575
76 mm	FE5576
77 mm	FE5577
78 mm	FE5578
79 mm	FE5579
80 mm	FE5580
81 mm	FE5581
82 mm	FE5582
83 mm	FE5583
84 mm	FE5584
85 mm	FE5585
86 mm	FE5586
87 mm	FE5587
88 mm	FE5588
89 mm	FE5589
90 mm	FE5590
91 mm	FE5591
92 mm	FE5592
93 mm	FE5593
94 mm	FE5594
95 mm	FE5595
96 mm	FE5596
97 mm	FE5597
98 mm	FE5598
99 mm	FE5599
100 mm	FE55100

UITWERPSTIFTEN

ART.NR.	OMSCHRIJVING	DIA
FEPP100	Pilot pin ø 6.35x103 mm	ø 12 - ø 60 mm
FEPP120	Pilot pin ø 8.0x120 mm	ø 61 - ø 130 mm

M35 KERNBOREN MET SNIJLENGTE 110 MM – WELDON

FEpowerTools®

DIA	CODE LEV.	DIA	CODE LEV.	DIA	CODE LEV.
18 mm	FE11018	29 mm	FE11029	40mm	FE11040
19 mm	FE11019	30 mm	FE11030	41mm	FE11041
20 mm	FE11020	31 mm	FE11031	42 mm	FE11042
21 mm	FE11021	32 mm	FE11032	43 mm	FE11043
22 mm	FE11022	33 mm	FE11033	44 mm	FE11044
23 mm	FE11023	34 mm	FE11034	45 mm	FE11045
24 mm	FE11024	35 mm	FE11035	46 mm	FE11046
25 mm	FE11025	36 mm	FE11036	47 mm	FE11047
26 mm	FE11026	37 mm	FE11037	48 mm	FE11048
27 mm	FE11027	38 mm	FE11038	49 mm	FE11049
28 mm	FE11028	39 mm	FE11039	50 mm	FE11050

UITWERPSTIFTEN

ART.NR.	OMSCHRIJVING	DIA
FEPP275	Pilot pin ø 8.0x163 mm	ø 20 - ø 60 mm

M35 KERNBOREN MET SNIJLENGTE 35 MM – FEIN QUICK-IN

FEpowerTools®

DIA	CODE LEV.
12 mm	FE3512F
13 mm	FE3513F
14 mm	FE3514F
15 mm	FE3515F
16 mm	FE3516F
17 mm	FE3517F
18 mm	FE3518F
19 mm	FE3519F
36 mm	FE3536F
37 mm	FE3537F
38 mm	FE3538F
39 mm	FE3539F
40 mm	FE3540F
41 mm	FE3541F
42 mm	FE3542F
43 mm	FE3543F
44 mm	FE3544F

DIA	CODE LEV.
20 mm	FE3520F
21 mm	FE3521F
22 mm	FE3522F
23 mm	FE3523F
24 mm	FE3524F
25 mm	FE3525F
26 mm	FE3526F
27 mm	FE3527F
45 mm	FE3545F
46 mm	FE3546F
47 mm	FE3547F
48 mm	FE3548F
49 mm	FE3549F
50 mm	FE3550F
51 mm	FE3551F
52 mm	FE3552F
53 mm	FE3553F

DIA	CODE LEV.
28 mm	FE3528F
29 mm	FE3529F
30 mm	FE3530F
31 mm	FE3531F
32 mm	FE3532F
33 mm	FE3533F
34 mm	FE3534F
35 mm	FE3535F
54 mm	FE3554F
55 mm	FE3555F
56 mm	FE3556F
57 mm	FE3557F
58 mm	FE3558F
59 mm	FE3559F
60 mm	FE3560F

UITWERPSTIFTEN

ART.NR.	OMSCHRIJVING	DIA
FEPP96	Pilot pin ø 6.35x96 mm	ø 12 - ø 60 mm

FET30 TCT KERNBOREN

FEpowerTools®

DIA	CODE LEV.	DIA	CODE LEV.	DIA	CODE LEV.
12 mm	FET3012	45 mm	FET3045	78 mm	FET3078
13 mm	FET3013	46 mm	FET3046	79 mm	FET3079
14 mm	FET3014	47 mm	FET3047	80 mm	FET3080
15 mm	FET3015	48 mm	FET3048	81 mm	FET3081
16 mm	FET3016	49 mm	FET3049	82 mm	FET3082
17 mm	FET3017	50 mm	FET3050	83 mm	FET3083
18 mm	FET3018	51 mm	FET3051	84 mm	FET3084
19 mm	FET3019	52 mm	FET3052	85 mm	FET3085
20 mm	FET3020	53 mm	FET3053	86 mm	FET3086
21 mm	FET3021	54 mm	FET3054	87 mm	FET3087
22 mm	FET3022	55 mm	FET3055	88 mm	FET3088
23 mm	FET3023	56 mm	FET3056	89 mm	FET3089
24 mm	FET3024	57 mm	FET3057	90 mm	FET3090
25 mm	FET3025	58 mm	FET3058	91 mm	FET3091
26 mm	FET3026	59 mm	FET3059	92 mm	FET3092
27 mm	FET3027	60 mm	FET3060	93 mm	FET3093
28 mm	FET3028	61 mm	FET3061	94 mm	FET3094
29 mm	FET3029	62 mm	FET3062	95 mm	FET3095
30 mm	FET3030	63 mm	FET3063	96 mm	FET3096
31 mm	FET3031	64 mm	FET3064	97 mm	FET3097
32 mm	FET3032	65 mm	FET3065	98 mm	FET3098
33 mm	FET3033	66 mm	FET3066	99 mm	FET3099
34 mm	FET3034	67 mm	FET3067	100 mm	FET30100
35 mm	FET3035	68 mm	FET3068	105 mm	FET30105
36 mm	FET3036	69 mm	FET3069	110 mm	FET30110
37 mm	FET3037	70 mm	FET3070	115 mm	FET30115
38 mm	FET3038	71 mm	FET3071	120 mm	FET30120
39 mm	FET3039	72 mm	FET3072	125 mm	FET30125
40 mm	FET3040	73 mm	FET3073	130 mm	FET30130
41 mm	FET3041	74 mm	FET3074	135 mm	FET30135
42 mm	FET3042	75 mm	FET3075	140 mm	FET30140
43 mm	FET3043	76 mm	FET3076	145 mm	FET30145
44 mm	FET3044	77 mm	FET3077	150 mm	FET30150

ART.NR.	OMSCHRIJVING	CUTTERS
FEPP75	Pilot pin ø 6.35x79 mm	ø 12 - ø 60 mm
FEPP90	Pilot pin ø 6.35x90 mm	ø 61 - ø 150 mm

FET50 TCT KERNBOREN

DIA	CODE LEV.	DIA	CODE LEV.	DIA	CODE LEV.
12 mm	FET5012	45 mm	FET5045	78 mm	FET5078
13 mm	FET5013	46 mm	FET5046	79 mm	FET5079
14 mm	FET5014	47 mm	FET5047	80 mm	FET5080
15 mm	FET5015	48 mm	FET5048	81 mm	FET5081
16 mm	FET5016	49 mm	FET5049	82 mm	FET5082
17 mm	FET5017	50 mm	FET5050	83 mm	FET5083
18 mm	FET5018	51 mm	FET5051	84 mm	FET5084
19 mm	FET5019	52 mm	FET5052	85 mm	FET5085
20 mm	FET5020	53 mm	FET5053	86 mm	FET5086
21 mm	FET5021	54 mm	FET5054	87 mm	FET5087
22 mm	FET5022	55 mm	FET5055	88 mm	FET5088
23 mm	FET5023	56 mm	FET5056	89 mm	FET5089
24 mm	FET5024	57 mm	FET5057	90 mm	FET5090
25 mm	FET5025	58 mm	FET5058	91 mm	FET5091
26 mm	FET5026	59 mm	FET5059	92 mm	FET5092
27 mm	FET5027	60 mm	FET5060	93 mm	FET5093
28 mm	FET5028	61 mm	FET5061	94 mm	FET5094
29 mm	FET5029	62 mm	FET5062	95 mm	FET5095
30 mm	FET5030	63 mm	FET5063	96 mm	FET5096
31 mm	FET5031	64 mm	FET5064	97 mm	FET5097
32 mm	FET5032	65 mm	FET5065	98 mm	FET5098
33 mm	FET5033	66 mm	FET5066	99 mm	FET5099
34 mm	FET5034	67 mm	FET5067	100 mm	FET50100
35 mm	FET5035	68 mm	FET5068	105 mm	FET50105
36 mm	FET5036	69 mm	FET5069	110 mm	FET50110
37 mm	FET5037	70 mm	FET5070	115 mm	FET50115
38 mm	FET5038	71 mm	FET5071	120 mm	FET50120
39 mm	FET5039	72 mm	FET5072	125 mm	FET50125
40 mm	FET5040	73 mm	FET5073	130 mm	FET50130
41 mm	FET5041	74 mm	FET5074	135 mm	FET50135
42 mm	FET5042	75 mm	FET5075	140 mm	FET50140
43 mm	FET5043	76 mm	FET5076	145 mm	FET50145
44 mm	FET5044	77 mm	FET5077	150 mm	FET50150

ART.NR.	OMSCHRIJVING	CUTTERS
FEPP100	Pilot pin ø 6.35x103 mm	ø 12 - ø 60 mm
FEPP120	Pilot pin ø 8.0x120 mm	ø 61 - ø 130 mm

FET75 TCT KERNBOREN

FEpowerTools

DIA	CODE LEV.	DIA	CODE LEV.	DIA	CODE LEV.
18 mm	FET7518	35 mm	FET7535	52 mm	FET7552
19 mm	FET7519	36 mm	FET7536	53 mm	FET7553
20 mm	FET7520	37 mm	FET7537	54 mm	FET7554
21 mm	FET7521	38 mm	FET7538	55 mm	FET7555
22 mm	FET7522	39 mm	FET7539	56 mm	FET7556
23 mm	FET7523	40 mm	FET7540	57 mm	FET7557
24 mm	FET7524	41 mm	FET7541	58 mm	FET7558
25 mm	FET7525	42 mm	FET7542	59 mm	FET7559
26 mm	FET7526	43 mm	FET7543	60 mm	FET7560
27 mm	FET7527	44 mm	FET7544	65 mm	FET7565
28 mm	FET7528	45 mm	FET7545	70 mm	FET7570
29 mm	FET7529	46 mm	FET7546	75 mm	FET7575
30 mm	FET7530	47 mm	FET7547	80 mm	FET7580
31 mm	FET7531	48 mm	FET7548	90 mm	FET7590
32 mm	FET7532	49 mm	FET7549	100 mm	FET75100
33 mm	FET7533	50 mm	FET7550	110 mm	FET75110
34 mm	FET7534	51 mm	FET7551	120 mm	FET75120

ART.NR.	OMSCHRIJVING	CUTTERS
FEPP245	Pilot pin ø 8.0x138 mm	ø 20 - ø 120 mm

FET110 TCT KERNBOREN

FEpowerTools

DIA	CODE LEV.	DIA	CODE LEV.	DIA	CODE LEV.
20 mm	FET11020	31 mm	FET11031	42 mm	FET11042
21 mm	FET11021	32 mm	FET11032	43 mm	FET11043
22 mm	FET11022	33 mm	FET11033	44 mm	FET11044
23 mm	FET11023	34 mm	FET11034	45 mm	FET11045
24 mm	FET11024	35 mm	FET11035	46 mm	FET11046
25 mm	FET11025	36 mm	FET11036	47 mm	FET11047
26 mm	FET11026	37 mm	FET11037	48 mm	FET11048
27 mm	FET11027	38 mm	FET11038	49 mm	FET11049
28 mm	FET11028	39 mm	FET11039	50 mm	FET11050
29 mm	FET11029	40 mm	FET11040	51 mm	FET11051
30 mm	FET11030	41 mm	FET11041	52 mm	FET11052

DIA	CODE LEV.
53 mm	FET11053
54 mm	FET11054
55 mm	FET11055
56 mm	FET11056
57 mm	FET11057
58 mm	FET11058

DIA	CODE LEV.
59 mm	FET11059
60 mm	FET11060
65 mm	FET11065
70 mm	FET11070
75 mm	FET11075
80 mm	FET11080

DIA	CODE LEV.
90 mm	FET11090
100 mm	FET110100
110 mm	FET110110
120 mm	FET110120

ART.NR.	OMSCHRIJVING	CUTTERS
FEPP275	Pilot pin ø 8.0x163 mm	ø 20 - ø 120 mm

FETF35 – FEIN QUICK-IN

FEpowerTools®

DIA	CODE LEV.
12 mm	FETF3512
13 mm	FETF3513
14 mm	FETF3514
15 mm	FETF3515
16 mm	FETF3516
17 mm	FETF3517
18 mm	FETF3518
19 mm	FETF3519
20 mm	FETF3520
21 mm	FETF3521
22 mm	FETF3522
23 mm	FETF3523
24 mm	FETF3524
25 mm	FETF3525
26 mm	FETF3526
27 mm	FETF3527
28 mm	FETF3528

DIA	CODE LEV.
29 mm	FETF3529
30 mm	FETF3530
31 mm	FETF3531
32 mm	FETF3532
33 mm	FETF3533
34 mm	FETF3534
35 mm	FETF3535
36 mm	FETF3536
37 mm	FETF3537
38 mm	FETF3538
39 mm	FETF3539
40 mm	FETF3540
41 mm	FETF3541
42 mm	FETF3542
43 mm	FETF3543
44 mm	FETF3544
45 mm	FETF3545

DIA	CODE LEV.
46 mm	FETF3546
47 mm	FETF3547
48 mm	FETF3548
49 mm	FETF3549
50 mm	FETF3550
51 mm	FETF3551
52 mm	FETF3552
53 mm	FETF3553
54 mm	FETF3554
55 mm	FETF3555
56 mm	FETF3556
57 mm	FETF3557
58 mm	FETF3558
59 mm	FETF3559
60 mm	FETF3560

ART.NR.	OMSCHRIJVING	CUTTERS
FEPP96	Pilot pin ø 6.35x96 mm	ø 12 - ø 60 mm

ACCESSOIRES

UITWERPSTIFTEN

De uitwerpstift heeft 3 functies: centreren, ervoor zorgen dat het koelmiddel toegevoerd word en de restkern uit de kernboor duwen.

FEpowerTools

ART.NR.	VOOR	RANGE	CONNECTIE	
FEPP 75	FE 30	ø 12 - 60 mm	19 mm (3/4") Weldon	
FEPP 90	FE 30	ø 61 - 130 mm	31.75 mm (1-1.4") Weldon	
FEPP 100	FE 55	ø 12 - 60 mm	19 mm (3/4") Weldon	
FEPP 120	FE 55	ø 61 - 100 mm	31.75 mm (1-1.4") Weldon	
FEPP 275	FE 110	ø 18 - 50 mm	19 mm (3/4") Weldon	
FEPP 75	FET 30	ø 14 - 60 mm	19 mm (3/4") Weldon/Nitto "One-Touch"	
FEPP 90	FET 30	ø 61 - 130 mm	31.75 mm (1-1/4") Weldon	
FEPP 100	FET 50	ø 14 -60 mm	19 mm (3/4") Weldon	
FEPP 120	FET 50	ø 61- 100 mm	31.75 mm (1-1/4") Weldon	
FEPP 245	FET 75	ø 20 – 120 mm	19 mm (3/4")Weldon, 31.75 mm(1-1/4")	
FEPP 275	FET 110	ø 20 - 60 mm	19 mm (3/4") Weldon	
FEPP 275	FET 110	ø 61 - 120 mm	31.75 mm (1-1/4") Weldon	
FEPP 96	FET F30	ø 14 - 60 mm	18 mm Fein Quick In	
FEPP 75	FET R30	ø 17 - 36 mm	19 mm (3/4") Weldon	

ADAPTERS EN VERLENGSTUKKEN

FEpowerTools

ART.NR.	OMSCHRIJVING	MACHINEKANT	KANT GEREEDSCHAP	
FEHCA 001	Drill Chuck Adapter	Weldon 19 mm (3/4")	1/2" x 20 NF	
FEHCA 002	Adapter (incl. pilot pin FEPP 125)	Weldon 19 mm (3/4")	M18 x 6 x P 15	
FEHCA 003	Adapter (incl. pilot pin FEPP 115)	Weldon 19 mm (3/4")	Fein Quick-in	
FEHCA 004	Adapter (incl. pilot pin FEPP 107 en FEPP 125)	Fein Quick-in	Weldon 19 mm (3/4")	
FEHCA 005	Adapter met Nitto shank (incl. pilot pin FEPP 107)	Nitto "One-Touch"	Weldon 19 mm (3/4")	
FEHCA 008.50	Verlengstuk 50 mm	Weldon 19 mm (3/4")	Weldon 19 mm (3/4")	
FEHCA 008.75	Verlengstuk 75 mm	Weldon 19 mm (3/4")	Weldon 19 mm (3/4")	
FEHCA 008.100	Verlengstuk 100 mm	Weldon 19 mm (3/4")	Weldon 19 mm (3/4")	

WELDON ADAPTERS VOOR TAPPEN FEMTE

ART.NR.	TAPMAAT/DRAAD	SCHACHT	VIERKANT
FEMTE 001.10	M10 DIN376	7	5.5
FEMTE 001.12	M12 DIN376	9	7
FEMTE 001.14	M14 DIN376	11	9
FEMTE 001.16	M16 DIN376	12	9
FEMTE 001.18	M18 DIN376	14	11
FEMTE 001.20	M20 DIN376	16	12
FEMTE 001.22	M22 DIN376	18	14.5
FEMTE 001.24	M24 DIN376	18	14.5
FEMTE 001.27	M27 DIN376	20	16
FEMTE 001.30	M30 DIN376	22	18

VERZKINKBOREN WELDON

ART.NR.	CAPACITEIT	DIAMETER	AASNLUITING
FECS 30	10-30 mm	30 mm	3/4" Weldon
FECS 40	10-40 mm	40 mm	3/4" Weldon
FECS 50	15-55 mm	55 mm	3/4" Weldon

HOUDERS VOOR KERNBOREN

ART.NR.	OPNAME	AANSLUITING	OPSPANNING	KOELING
FEMT219	MT 2	19 mm (3/4") Weldon	Manueel	Manueel
FEMT319	MT 3	19 mm (3/4") Weldon	Manueel	Manueel
FEMT419	MT 4	19 mm (3/4") Weldon	Manueel	Manueel
FEMT232	MT 2	32 mm (1-1/4") Weldon	Manueel	Manueel
FEMT332	MT 3	32 mm (1-1/4") Weldon	Manueel	Manueel
FEMT432	MT 4	32 mm (1-1/4") Weldon	Manueel	Manueel
FEMTA2C	MT 2	19 mm (3/4") Weldon	Quick connect	Automatisch
FEMTA3C	MT 3	19 mm (3/4") Weldon	Quick connect	Automatisch
FEMT219C	MT 2	19 mm (3/4") Weldon	Manueel	Automatisch
FEMT319C	MT 3	19 mm (3/4") Weldon	Manueel	Automatisch
FEMTC419C	MT 4	19 mm (3/4") Weldon	Manueel	Automatisch
FEMTC232C	MT 2	32 mm (3/4") Weldon	Manueel	Automatisch
FEMTC332C	MT 3	32 mm (3/4") Weldon	Manueel	Automatisch
FEMTC432C	MT 4	32 mm (3/4") Weldon	Manueel	Automatisch

RUIMERS

ART.NR.	MAX. DIA.	MAX. DIEPTE	START DIA.	AANSLUITING	TOT. LENGTE
FE190.0140	14.0 mm	52 mm	7.0 mm	Weldon	140 mm
FE190.0180	19.0 mm	61 mm	9.5 mm	Weldon	165 mm
FE190.0200	20.0 mm	62 mm	11.0 mm	Weldon	178 mm
FE190.0220	22.0 mm	62 mm	13.0 mm	Weldon	178 mm
FE190.0240	24.0 mm	63 mm	15.0 mm	Weldon	178 mm
FE190.0260	26.0 mm	67 mm	16.0 mm	Weldon	178 mm
FE190.0280	28.0 mm	67 mm	18.5 mm	Weldon	178 mm
FE190.0300	30.0 mm	64 mm	21.0 mm	Weldon	178 mm
FE190.0320	32.0 mm	64 mm	22.5 mm	Weldon	178 mm

ART.NR.	PRODUCT
FE190.0001	adapter ½ (impact) - 19 mm weldon
FE190.0002	adapter ¾ (impact) - 19 mm weldon

ADAPTERS VOOR SPIRAALBOREN

ART.NR.	AANSLUITING
FETD 06	Adapter Weldon – ø 6.0 mm (inclusief ø 6.0 mm spiraalboor)
FETD 065	Adapter Weldon – ø 6.5 mm (inclusief ø 6.5 mm spiraalboor)
FETD 068	Adapter Weldon – ø 6.8 mm (inclusief ø 6.8 mm spiraalboor)
FETD 07	Adapter Weldon – ø 7.0 mm (inclusief ø 7.0 mm spiraalboor)
FETD 075	Adapter Weldon – ø 7.5 mm (inclusief ø 7.5 mm spiraalboor)
FETD 08	Adapter Weldon – ø 8.0 mm (inclusief ø 8.0 mm spiraalboor)
FETD 085	Adapter Weldon – ø 8.5 mm (inclusief ø 8.5 mm spiraalboor)
FETD 09	Adapter Weldon – ø 9.0 mm (inclusief ø 9.0 mm spiraalboor)
FETD 095	Adapter Weldon – ø 9.5 mm (inclusief ø 9.5 mm spiraalboor)
FETD 10	Adapter Weldon – ø 10.0 mm (inclusief ø 10.0 mm spiraalboor)
FETD 105	Adapter Weldon – ø 10.5 mm (inclusief ø 10.5 mm spiraalboor)
FETD 11	Adapter Weldon – ø 11.0 mm (inclusief ø 11.0 mm spiraalboor)
FETD 115	Adapter Weldon – ø 11.5 mm (inclusief ø 11.5 mm spiraalboor)
FETD 12	Adapter Weldon – ø 12.0 mm (inclusief ø 12.0 mm spiraalboor)
FETD 125	Adapter Weldon – ø 12.5 mm (inclusief ø 12.5 mm spiraalboor)
FETD 13	Adapter Weldon – ø 13.0 mm (inclusief ø 13.0 mm spiraalboor)

HSS-G3 INOX BOREN



HSS MET TIALN-COATING (REF 703)

DIAGER

- 135° zelfcentrerend
- Wormspiraal zorgt voor betere en snellere spaanafvoer plus accurater boren
- Coating vermindert wrijving en warmteontwikkeling. Sneller werken en langere levensduur.

ARTIKELNR.	FORMAAT	VE
11.703.0100	1x12x34mm	10
11.703.0150	1,5x12x34mm	10
11.703.0200	2x12x34mm	10
11.703.0250	2,5x12x34mm	10
11.703.0300	3x12x34mm	10
11.703.0320	3,2x12x34mm	10
11.703.0330	3,3x12x34mm	10
11.703.0350	3,5x12x34mm	10
11.703.0400	4x12x34mm	10
11.703.0420	4,2x12x34mm	10
11.703.0450	4,5x12x34mm	10
11.703.0480	4,8x12x34mm	10
11.703.0500	5x12x34mm	10
11.703.0520	5,2x12x34mm	10
11.703.0550	5,5x12x34mm	10
11.703.0600	6x12x34mm	10

ARTIKELNR.	FORMAAT	VE
11.703.0620	6,2x12x34mm	10
11.703.0650	6,5x12x34mm	10
11.703.0680	6,8x12x34mm	10
11.703.0700	7x12x34mm	10
11.703.0750	7,5x12x34mm	10
11.703.0800	8x12x34mm	10
11.703.0850	8,5x12x34mm	10
11.703.0900	9x12x34mm	10
11.703.0950	9,5x12x34mm	10
11.703.1000	10x12x34mm	10
11.703.1050	10,5x12x34mm	5
11.703.1100	11x12x34mm	5
11.703.1150	11,5x12x34mm	5
11.703.1200	12x12x34mm	5
11.703.1250	12,5x12x34mm	5
11.703.1300	13x12x34mm	5

HSS-G3 INOX BOREN SETTEN

DIAGER

PAKKET	AFMETINGEN	CODE	VE
19-delig	1-10 per 0,5mm	705D	1
25-delig	1-13 per 0,5mm	706D	1

SPECIAAL VOOR INOX !

BOREN

I-DREAM DRILLS



DREAM DRILLS

HM BOREN ALGEMEEN GEBRUIK

MULTI-1 POEDERSTAALBOREN



HPD DRILLS

GOLD-P DRILLS



MT-DRILLS

HSS + COBALT DRILLS



SPADE DRILLS



HSS - BLANK GESLEPEN BOREN - DIN 338

D1125

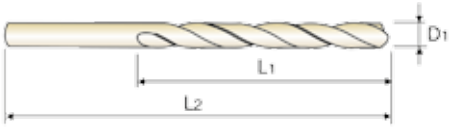

OPPERVLAKTE BEHANDELING :

- Blank

TOEPASSING :

- Boren van staal, gietijzer, legeringen en grafiet

ART.NR.	DIA D1	SPIRAALLENGTE L1	TOTAALLENGTE L2
D1125020	2.0	24	49
D1125021	2.1	24	49
D1125022	2.2	27	53
D1125023	2.3	27	53
D1125024	2.4	30	57
D1125025	2.5	30	57
D1125026	2.6	30	57
D1125027	2.7	33	61
D1125028	2.8	33	61
D1125029	2.9	33	61
D1125030	3.0	33	61
D1125031	3.1	36	65
D1125032	3.2	36	65
D1125033	3.3	36	65
D1125034	3.4	39	70
D1125035	3.5	39	70
D1125036	3.6	39	70
D1125037	3.7	39	70
D1125038	3.8	43	75
D1125039	3.9	43	75
D1125040	4.0	43	75
D1125041	4.1	43	75
D1125042	4.2	43	75
D1125043	4.3	47	80
D1125044	4.4	47	80

ART.NR.	DIA D1	SPIRAALLENGTE L1	TOTAALLENGTE L2
D1125045	4.5	47	80
D1125046	4.6	47	80
D1125047	4.7	47	80
D1125048	4.8	52	86
D1125049	4.9	52	86
D1125050	5.0	52	86
D1125051	5.1	52	86
D1125052	5.3	52	86
D1125053	5.3	52	86
D1125054	5.4	57	93
D1125055	5.5	57	93
D1125056	5.6	57	93
D1125057	5.7	57	93
D1125058	5.8	57	93
D1125059	5.9	57	93
D1125060	6.0	57	93
D1125061	6.1	63	101
D1125062	6.2	63	101
D1125063	6.3	63	101
D1125064	6.4	63	101
D1125065	6.5	63	101
D1125066	6.6	63	101
D1125067	6.7	63	101
D1125068	6.8	69	109
D1125069	6.9	69	109

ART.NR.	DIA D1	SPIRAALLENGTE L1	TOTAALLENGTE L2
D1125070	7.0	69	109
D1125071	7.1	69	109
D1125072	7.2	69	109
D1125073	7.3	69	109
D1125074	7.4	69	109
D1125075	7.5	69	109
D1125076	7.6	75	117
D1125077	7.7	75	117
D1125078	7.8	75	117
D1125079	7.9	75	117
D1125080	8.0	75	117
D1125081	8.1	75	117
D1125082	8.2	75	117
D1125083	8.3	75	117
D1125084	8.4	75	117
D1125085	8.5	75	117
D1125086	8.6	81	125
D1125087	8.7	81	125
D1125088	8.8	81	125
D1125089	8.9	81	125
D1125090	9.0	81	125
D1125091	9.1	81	125
D1125092	9.2	81	125
D1125093	9.3	81	125
D1125094	9.4	81	125
D1125095	9.5	81	125
D1125096	9.6	87	133
D1125097	9.7	87	133
D1125098	9.8	87	133
D1125099	9.9	87	133
D1125100	10.0	87	133
D1125101	10.1	87	133
D1125102	10.2	87	133
D1125103	10.3	87	133
D1125104	10.4	87	133
D1125105	10.5	87	133
D1125106	10.6	87	133
D1125107	10.7	94	142

ART.NR.	DIA D1	SPIRAALLENGTE L1	TOTAALLENGTE L2
D1125108	10.8	94	142
D1125109	10.9	94	142
D1125110	11.0	94	142
D1125111	11.1	94	142
D1125112	11.2	94	142
D1125113	11.3	94	142
D1125114	11.4	94	142
D1125115	11.5	94	142
D1125116	11.6	94	142
D1125117	11.7	94	142
D1125118	11.8	94	142
D1125119	11.9	101	151
D1125121	12.1	101	151
D1125122	12.2	101	151
D1125123	12.3	101	151
D1125124	12.4	101	151
D1125125	12.5	101	151
D1125126	12.6	101	151
D1125127	12.7	101	151
D1125128	12.8	101	151
D1125129	12.9	101	151
D1125130	13.0	101	151
D1125132	13.2	101	151
D1125133	13.3	108	160
D1125135	13.5	108	160
D1125140	14.0	108	
D1125145	14.5	114	
D1125150	15.0	114	
D1125155	15.5	120	
D1125160	16.0	120	
D1125165	16.5	125	
D1125170	17.0	125	
D1125175	17.5	130	
D1125180	18.0	130	
D1125185	18.5	135	
D1125190	19.0	135	
D1125195	19.5	140	
D1125200	20.0	140	

HSS - ZWART GESLEPEN BOREN - DIN 338

D1105

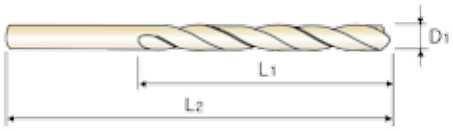

OPPERVLAKTE BEHANDELING :

- Dampbehandeld - Zwart
- Blank onder 2mm

TOEPASSING :

- Boren van staal, gietijzer, legeringen en grafiet

ART.NR.	DIA D1	SPIRAALLENGTE L1	TOTAALLENGTE L2
D1105003	0.3	3	19
D1105004	0.4	5	20
D1105005	0.5	6	22
D1105006	0.6	7	24
D1105007	0.7	9	28
D1105008	0.8	10	30
D1105009	0.9	11	32
D1105010	1.0	12	34
D1105910	1.05	12	34
D1105011	1.1	14	36
D1105911	1.15	14	36
D1105012	1.2	16	38
D1105912	1.25	16	38
D1105013	1.3	16	38
D1105913	1.35	18	40
D1105014	1.4	18	40
D1105914	1.45	18	40
D1105015	1.5	18	40
D1105915	1.55	20	43
D1105016	1.6	20	43
D1105916	1.65	20	43
D1105017	1.7	20	43
D1105917	1.75	22	46
D1105018	1.8	22	46
D1105918	1.85	22	46
D1105019	1.9	22	46
D1105919	1.95	24	49
D1105020	2.0	24	49
D1105920	2.05	24	49
D1105021	2.1	24	49

ART.NR.	DIA D1	SPIRAALLENGTE L1	TOTAALLENGTE L2
D1105921	2.15	27	53
D1105022	2.2	27	53
D1105922	2.25	27	53
D1105023	2.3	27	53
D1105923	2.35	27	53
D1105024	2.4	30	57
D1105924	2.45	30	57
D1105025	2.5	30	57
D1105925	2.55	30	57
D1105026	2.6	30	57
D1105926	2.65	30	57
D1105027	2.7	33	61
D1105927	2.75	33	61
D1105028	2.8	33	61
D1105928	2.85	33	61
D1105029	2.9	33	61
D1105929	2.95	33	61
D1105030	3.0	33	61
D1105930	3.05	36	65
D1105031	3.1	36	65
D1105931	3.15	36	65
D1105032	3.2	36	65
D1105932	3.25	36	65
D1105033	3.3	36	65
D1105933	3.35	36	65
D1105034	3.4	39	70
D1105934	3.45	39	70
D1105035	3.5	39	70
D1105935	3.55	39	70
D1105036	3.6	39	70

ART.NR.	DIA D1	SPIRAALLENGTE L1	TOTAALLENGTE L2
D1105936	3.65	39	70
D1105037	3.7	39	70
D1105937	3.75	39	70
D1105038	3.8	43	75
D1105938	3.85	43	75
D1105039	3.9	43	75
D1105939	3.95	43	75
D1105040	4.0	43	75
D1105940	4.05	43	75
D1105041	4.1	43	75
D1105941	4.15	43	75
D1105042	4.2	43	75
D1105942	4.25	43	75
D1105043	4.3	47	80
D1105943	4.35	47	80
D1105044	4.4	47	80
D1105944	4.45	47	80
D1105045	4.5	47	80
D1105945	4.55	47	80
D1105046	4.6	47	80
D1105946	4.65	47	80
D1105047	4.7	47	80
D1105947	4.75	47	80
D1105048	4.8	52	86
D1105948	4.85	52	86
D1105049	4.9	52	86
D1105949	4.95	52	86
D1105050	5.0	52	86
D1105950	5.05	52	86
D1105051	5.1	52	86
D1105951	5.15	52	86
D1105052	5.2	52	86
D1105952	5.25	52	86
D1105053	5.3	52	86
D1105953	5.35	57	93
D1105054	5.4	57	93
D1105954	5.45	57	93
D1105055	5.5	57	93
D1105955	5.55	57	93
D1105056	5.6	57	93
D1105956	5.65	57	93
D1105057	5.7	57	93
D1105957	5.75	57	93
D1105058	5.8	57	93
D1105958	5.85	57	93
D1105059	5.9	57	93
D1105959	5.95	57	93
D1105060	6.0	57	93
D1105960	6.05	63	101
D1105061	6.1	63	101
D1105961	6.15	63	101

ART.NR.	DIA D1	SPIRAALLENGTE L1	TOTAALLENGTE L2
D1105062	6.2	63	101
D1105962	6.25	63	101
D1105063	6.3	63	101
D1105963	6.35	63	101
D1105064	6.4	63	101
D1105964	6.45	63	101
D1105065	6.5	63	101
D1105965	6.55	63	101
D1105066	6.6	63	101
D1105966	6.65	63	101
D1105067	6.7	63	101
D1105967	6.75	69	109
D1105068	6.8	69	109
D1105968	6.85	69	109
D1105069	6.9	69	109
D1105969	6.95	69	109
D1105070	7.0	69	109
D1105970	7.05	69	109
D1105071	7.1	69	109
D1105971	7.15	69	109
D1105072	7.2	69	109
D1105972	7.25	69	109
D1105073	7.3	69	109
D1105973	7.35	69	109
D1105074	7.4	69	109
D1105974	7.45	69	109
D1105075	7.5	69	109
D1105975	7.55	75	117
D1105076	7.6	75	117
D1105976	7.65	75	117
D1105077	7.7	75	117
D1105977	7.75	75	117
D1105078	7.8	75	117
D1105978	7.85	75	117
D1105079	7.9	75	117
D1105979	7.95	75	117
D1105080	8.0	75	117
D1105081	8.1	75	117
D1105082	8.2	75	117
D1105982	8.25	75	117
D1105083	8.3	75	117
D1105084	8.4	75	117
D1105085	8.5	75	117
D1105086	8.6	81	125
D1105087	8.7	81	125
D1105987	8.75	81	125
D1105088	8.8	81	125
D1105089	8.9	81	125
D1105090	9.0	81	125
D1105091	9.1	81	125
D1105092	9.2	81	125

ART.NR.	DIA D1	SPIRAALLENGTE L1	TOTAALLENGTE L2
D1105992	9.25	81	125
D1105093	9.3	81	125
D1105094	9.4	81	125
D1105095	9.5	81	125
D1105096	9.6	87	133
D1105097	9.7	87	133
D1105997	9.75	87	133
D1105098	9.8	87	133
D1105099	9.9	87	133
D1105100	10.0	87	133
D1105101	10.1	87	133
D1105102	10.2	87	133
D1105802	10.25	87	133
D1105103	10.3	87	133
D1105104	10.4	87	133
D1105105	10.5	87	133
D1105106	10.6	87	133
D1105107	10.7	94	142
D1105807	10.75	94	142
D1105108	10.8	94	142
D1105109	10.9	94	142
D1105110	11.0	94	142
D1105111	11.1	94	142
D1105112	11.2	94	142
D1105812	11.25	94	142
D1105113	11.3	94	142
D1105114	11.4	94	142
D1105115	11.5	94	142
D1105116	11.6	94	142
D1105117	11.7	94	142
D1105817	11.75	94	142
D1105118	11.8	94	142
D1105119	11.9	101	151
D1105120	12.0	101	151
D1105121	12.1	101	151
D1105122	12.2	101	151
D1105822	12.25	101	151
D1105123	12.3	101	151

ART.NR.	DIA D1	SPIRAALLENGTE L1	TOTAALLENGTE L2
D1105124	12.4	101	151
D1105125	12.5	101	151
D1105126	12.6	101	151
D1105127	12.7	101	151
D1105827	12.75	101	151
D1105128	12.8	101	151
D1105129	12.9	101	151
D1105130	13.0	101	151
D1105832	13.25	108	160
D1105135	13.5	108	160
D1105837	13.75	108	160
D1105140	14.0	108	160
D1105842	14.25	114	169
D1105145	14.5	114	169
D1105847	14.75	114	169
D1105150	15.0	114	169
D1105852	15.25	120	178
D1105155	15.5	120	178
D1105857	15.75	120	178
D1105160	16.0	120	178
D1105862	16.25	125	184
D1105165	16.5	125	184
D1105867	16.75	125	184
D1105170	17.0	125	184
D1105872	17.25	130	191
D1105175	17.5	130	191
D1105877	17.75	130	191
D1105180	18.0	130	191
D1105882	18.25	135	198
D1105185	18.5	135	198
D1105887	18.75	135	198
D1105190	19.0	135	198
D1105892	19.25	140	205
D1105195	19.5	140	205
D1105897	19.75	140	205
D1105200	20.0	140	205

HSS - GESLEPEN BOREN EXTRA KORT / STUB - DIN 1897

D1107

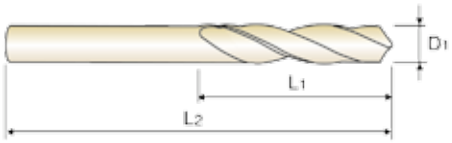

OPPERVLAKTE BEHANDELING :

- Dampbehandeld- Zwart
- Blank onder 2mm

TOEPASSING :

- Geschikt voor het boren van dunne materialen met draagbare boormachines

ART.NR.	DIA D1	SPIRAALLENGTE L1	TOTAALLENGTE L2
D1107010	1.0	6	26
D1107011	1.1	7	28
D1107012	1.2	8	30
D1107912	1.25	8	30
D1107013	1.3	8	30
D1107014	1.4	9	32
D1107015	1.5	9	32
D1107016	1.6	9	34
D1107017	1.7	10	34
D1107917	1.75	11	36
D1107018	1.8	11	36
D1107019	1.9	11	36
D1107020	2.0	12	38
D1107021	2.1	12	38
D1107022	2.2	13	40
D1107922	2.25	13	40
D1107023	2.3	13	40
D1107024	2.4	14	43
D1107025	2.5	14	43
D1107026	2.6	14	43
D1107027	2.7	16	46
D1107927	2.75	16	46
D1107028	2.8	16	46
D1107029	2.9	16	46
D1107030	3.0	16	46
D1107031	3.1	18	49
D1107032	3.2	18	49
D1107932	3.25	18	49
D1107033	3.3	18	49
D1107034	3.4	20	52
D1107035	3.5	20	52

ART.NR.	DIA D1	SPIRAALLENGTE L1	TOTAALLENGTE L2
D1107036	3.6	20	52
D1107037	3.7	20	52
D1107937	3.75	20	52
D1107038	3.8	22	55
D1107039	3.9	22	55
D1107040	4.0	22	55
D1107041	4.1	22	55
D1107042	4.2	22	55
D1107942	4.25	22	55
D1107043	4.3	24	58
D1107044	4.4	24	58
D1107045	4.5	24	58
D1107046	4.6	24	58
D1107047	4.7	24	58
D1107947	4.75	24	58
D1107048	4.8	26	62
D1107049	4.9	26	62
D1107050	5.0	26	62
D1107051	5.1	26	62
D1107052	5.2	26	62
D1107952	5.25	26	62
D1107053	5.3	26	62
D1107054	5.4	28	66
D1107055	5.5	28	66
D1107056	5.6	28	66
D1107057	5.7	28	66
D1107957	5.75	28	66
D1107058	5.8	28	66
D1107059	5.9	28	66
D1107060	6.0	28	66
D1107061	6.1	31	70

ART.NR.	DIA D1	SPIRAALLENGTE L1	TOTAALLENGTE L2
D1107062	6.2	31	70
D1107962	6.25	31	70
D1107063	6.3	31	70
D1107064	6.4	31	70
D1107065	6.5	31	70
D1107066	6.6	31	70
D1107067	6.7	31	70
D1107967	6.75	34	74
D1107068	6.8	34	74
D1107069	6.9	34	74
D1107070	7.0	34	74
D1107071	7.1	34	74
D1107072	7.2	34	74
D1107972	7.25	34	74
D1107073	7.3	34	74
D1107074	7.4	34	74
D1107075	7.5	34	74
D1107076	7.6	37	79
D1107077	7.7	37	79
D1107977	7.75	37	79
D1107078	7.8	37	79
D1107079	7.9	37	79
D1107080	8.0	37	79
D1107081	8.1	37	79
D1107082	8.2	37	79
D1107982	8.25	37	79
D1107083	8.3	37	79
D1107084	8.4	37	79
D1107085	8.5	37	79
D1107086	8.6	40	84
D1107087	8.7	40	84
D1107987	8.75	40	84
D1107088	8.8	40	84
D1107089	8.9	40	84
D1107090	9.0	40	84
D1107091	9.1	40	84
D1107092	9.2	40	84
D1107992	9.25	40	84
D1107093	9.3	40	84
D1107094	9.4	40	84
D1107095	9.5	40	84

ART.NR.	DIA D1	SPIRAALLENGTE L1	TOTAALLENGTE L2
D1107096	9.6	43	89
D1107097	9.7	43	89
D1107997	9.75	43	89
D1107098	9.8	43	89
D1107099	9.9	43	89
D1107100	10.0	43	89
D1107802	10.25	43	89
D1107105	10.5	43	89
D1107807	10.75	47	95
D1107110	11.0	47	95
D1107812	11.25	47	95
D1107115	11.5	47	95
D1107817	11.75	47	95
D1107120	12.0	51	102
D1107822	12.25	51	102
D1107125	12.5	51	102
D1107827	12.75	51	102
D1107130	13.0	51	102

HSS CO8% - GESLEPEN BOREN LANG - DIN 340

D2104



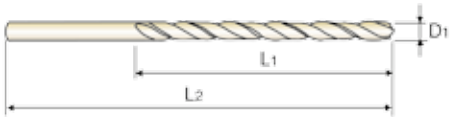

OPPERVLAKTE BEHANDELING :

- Gekleurd (Goud kleur)

TOEPASSING :

- Boren van diepe gaten in inox en moeilijk verspaanbare materialen zoals titanium en inconel

ART.NR.	DIA D1	SPIRAALLENGTE L1	TOTAALLENGTE L2
D2104020	2.0	56	85
D2104021	2.1	56	85
D2104022	2.2	59	90
D2104023	2.3	59	90
D2104024	2.4	62	95
D2104025	2.5	62	95
D2104026	2.6	62	95
D2104027	2.7	66	100
D2104028	2.8	66	100
D2104029	2.9	66	100
D2104030	3.0	66	100
D2104031	3.1	69	106
D2104032	3.2	69	106
D2104033	3.3	69	106
D2104034	3.4	73	112
D2104035	3.5	73	112
D2104036	3.6	73	112
D2104037	3.7	73	112
D2104038	3.8	78	119
D2104039	3.9	78	119
D2104040	4.0	78	119
D2104041	4.1	78	119
D2104042	4.2	78	119
D2104043	4.3	82	126
D2104044	4.4	82	126
D2104045	4.5	82	126
D2104046	4.6	82	126
D2104047	4.7	82	126
D2104048	4.8	87	132
D2104049	4.9	87	132

ART.NR.	DIA D1	SPIRAALLENGTE L1	TOTAALLENGTE L2
D2104050	5.0	87	132
D2104051	5.1	87	132
D2104052	5.2	87	132
D2104053	5.3	87	132
D2104054	5.4	91	139
D2104055	5.5	91	139
D2104056	5.6	91	139
D2104057	5.7	91	139
D2104058	5.8	91	139
D2104059	5.9	91	139
D2104060	6.0	91	139
D2104061	6.1	97	148
D2104062	6.2	97	148
D2104063	6.3	97	148
D2104064	6.4	97	148
D2104065	6.5	97	148
D2104066	6.6	97	148
D2104067	6.7	97	148
D2104068	6.8	102	156
D2104069	6.9	102	156
D2104070	7.0	102	156
D2104071	7.1	102	156
D2104072	7.2	102	156
D2104073	7.3	102	156
D2104074	7.4	102	156
D2104075	7.5	102	156
D2104076	7.6	109	165
D2104077	7.7	109	165
D2104078	7.8	109	165
D2104079	7.9	109	165

ART.NR.	DIA D1	SPIRAALLENGTE L1	TOTAALLENGTE L2
D2104080	8.0	109	165
D2104081	8.1	109	165
D2104082	8.2	109	165
D2104083	8.3	109	165
D2104084	8.4	109	165
D2104085	8.5	109	165
D2104086	8.6	115	175
D2104087	8.7	115	175
D2104088	8.8	115	175
D2104089	8.9	115	175
D2104090	9.0	115	175
D2104091	9.1	115	175
D2104092	9.2	115	175
D2104093	9.3	115	175
D2104094	9.4	115	175

ART.NR.	DIA D1	SPIRAALLENGTE L1	TOTAALLENGTE L2
D2104095	9.5	115	175
D2104096	9.6	121	184
D2104097	9.7	121	184
D2104098	9.8	121	184
D2104099	9.9	121	184
D2104100	10.0	121	184
D2104102	10.2	121	184
D2104105	10.5	121	184
D2104108	10.8	128	195
D2104110	11.0	128	195
D2104112	11.2	128	195
D2104115	11.5	128	195
D2104118	11.8	128	195
D2104120	12.0	134	205

HSS - GESLEPEN BOREN EXTRA LANG - DIN 1869

D1121

OPPERVLAKTE BEHANDELING :

- Dampbehandeld - Zwart

TOEPASSING :

- Ontworpen voor het boren van diepe gaten of diep gelegen gaten
- Boren van staal, gietijzer, legeringen en grafiet

ART.NR.	DIA D1	SPIRAALLENGTE L1	TOTAALLENGTE L2
D1121020	2.0	85	125
D1121025	2.5	95	140
D1121030	3.0	100	150
D1121035	3.5	115	165
D1121040	4.0	120	175
D1121045	4.5	125	185
D1121050	5.0	135	195

ART.NR.	DIA D1	SPIRAALLENGTE L1	TOTAALLENGTE L2
D1121055	5.5	140	205
D1121060	6.0	140	205
D1121065	6.5	150	215
D1121070	7.0	155	225
D1121075	7.5	155	225
D1121080	8.0	165	240
D1121085	8.5	165	240
D1121090	9.0	175	250
D1121095	9.5	175	250
D1121100	10.0	185	265
D1121105	10.5	185	265
D1121110	11.0	195	280
D1121115	11.5	195	280
D1121120	12.0	205	295
D1121125	12.5	205	295
D1121130	13.0	205	295

HSS CO5% - GESLEPEN BOREN - DIN 338

DL105

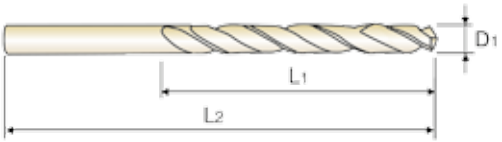

OPPERVLAKTE BEHANDELING :

- Gekleurd (goud kleur)

TOEPASSING :

- Boren van inox en moeilijk te verspanen materialen zoals titanium en inconel

ART.NR.	DIA D1	SPIRAALLENGTE L1	TOTAALLENGTE L2
DL105010	1.0	12	34
DL105011	1.1	14	36
DL105012	1.2	16	38
DL105912	1.25	16	38
DL105013	1.3	16	38
DL105014	1.4	18	40
DL105015	1.5	18	40
DL105016	1.6	20	43
DL105017	1.7	20	43
DL105917	1.75	22	46
DL105018	1.8	22	46
DL105019	1.9	22	46
DL105020	2.0	24	49
DL105021	2.1	24	49
DL105022	2.2	27	53
DL105922	2.25	27	53
DL105023	2.3	27	53
DL105024	2.4	30	57
DL105025	2.5	30	57
DL105026	2.6	30	57
DL105027	2.7	33	61
DL105927	2.75	33	61
DL105028	2.8	33	61
DL105029	2.9	33	61
DL105030	3.0	33	61
DL105031	3.1	36	65
DL105032	3.2	36	65
DL105932	3.25	36	65
DL105033	3.3	36	65
DL105034	3.4	39	70

ART.NR.	DIA D1	SPIRAALLENGTE L1	TOTAALLENGTE L2
DL105035	3.5	39	70
DL105036	3.6	39	70
DL105037	3.7	39	70
DL105937	3.75	39	70
DL105038	3.8	43	75
DL105039	3.9	43	75
DL105040	4.0	43	75
DL105041	4.1	43	75
DL105042	4.2	43	75
DL105942	4.25	43	75
DL105043	4.3	47	80
DL105044	4.4	47	80
DL105045	4.5	47	80
DL105046	4.6	47	80
DL105047	4.7	47	80
DL105947	4.75	47	80
DL105048	4.8	52	86
DL105049	4.9	52	86
DL105050	5.0	52	86
DL105051	5.1	52	86
DL105052	5.2	52	86
DL105952	5.25	52	86
DL105053	5.3	52	86
DL105054	5.4	57	93
DL105055	5.5	57	93
DL105056	5.6	57	93
DL105057	5.7	57	93
DL105957	5.75	57	93
DL105058	5.8	57	93
DL105059	5.9	57	93

ART.NR.	DIA D1	SPIRAALLENGTE L1	TOTAALLENGTE L2
DL105060	6.0	57	93
DL105061	6.1	63	101
DL105062	6.2	63	101
DL105962	6.25	63	101
DL105063	6.3	63	101
DL105064	6.4	63	101
DL105065	6.5	63	101
DL105066	6.6	63	101
DL105067	6.7	63	101
DL105967	6.75	69	109
DL105068	6.8	69	109
DL105069	6.9	69	109
DL105070	7.0	69	109
DL105071	7.1	69	109
DL105072	7.2	69	109
DL105972	7.25	69	109
DL105073	7.3	69	109
DL105074	7.4	69	109
DL105075	7.5	69	109
DL105076	7.6	75	117
DL105077	7.7	75	117
DL105977	7.75	75	117
DL105078	7.8	75	117
DL105079	7.9	75	117
DL105080	8.0	75	117
DL105081	8.1	75	117
DL105082	8.2	75	117
DL105982	8.25	75	117
DL105083	8.3	75	117
DL105084	8.4	75	117
DL105085	8.5	75	117
DL105086	8.6	81	125
DL105087	8.7	81	125
DL105987	8.75	81	125
DL105088	8.8	81	125
DL105089	8.9	81	125
DL105090	9.0	81	125
DL105091	9.1	81	125
DL105092	9.2	81	125
DL105992	9.25	81	125
DL105093	9.3	81	125
DL105094	9.4	81	125

ART.NR.	DIA D1	SPIRAALLENGTE L1	TOTAALLENGTE L2
DL105095	9.5	81	125
DL105096	9.6	87	133
DL105097	9.7	87	133
DL105997	9.75	87	133
DL105098	9.8	87	133
DL105099	9.9	87	133
DL105100	10.0	87	133
DL105102	10.2	87	133
DL105105	10.5	87	133
DL105110	11.0	94	142
DL105115	11.5	94	142
DL105120	12.0	101	151
DL105125	12.5	101	151
DL105130	13.0	101	151
DL105135	13.5	108	160
DL105140	14.0	108	160
DL105145	14.5	114	169
DL105150	15.0	114	169
DL105155	15.5	120	178
DL105160	16.0	120	178
DL105165	16.5	125	184
DL105170	17.0	125	184
DL105175	17.5	130	191
DL105180	18.0	130	191
DL105185	18.5	135	198
DL105190	19.0	135	198
DL105195	19.5	140	205
DL105200	20.0	140	205
DL105130	13.0	101	151
DL105135	13.5	108	160
DL105140	14.0	108	160
DL105145	14.5	114	169
DL105150	15.0	114	169
DL105155	15.5	120	178
DL105160	16.0	120	178
DL105165	16.5	125	184
DL105170	17.0	125	184
DL105175	17.5	130	191
DL105180	18.0	130	191
DL105185	18.5	135	198
DL105190	19.0	135	198
DL105195	19.5	140	205
DL105200	20.0	140	205

HSS CO8% - GESLEPEN BOREN - DIN 338

D2105

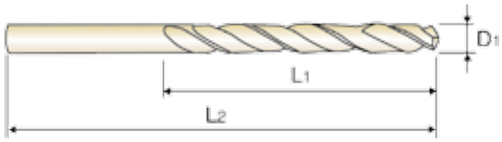

OPPERVLAKTE BEHANDELING :

- Gekleurd (goud kleur)

TOEPASSING :

- Boren van inox en moeilijk te verspanen materialen zoals titanium en inconel

ART.NR.	DIA D1	SPIRAALLENGTE L1	TOTAALLENGTE L2
D2105010	1.0	12	34
D2105011	1.1	14	36
D2105012	1.2	16	38
D2105912	1.25	16	38
D2105013	1.3	16	38
D2105014	1.4	18	40
D2105015	1.5	18	40
D2105016	1.6	20	43
D2105017	1.7	20	43
D2105917	1.75	22	46
D2105018	1.8	22	46
D2105019	1.9	22	46
D2105020	2.0	24	49
D2105021	2.1	24	49
D2105022	2.2	27	53
D2105922	2.25	27	53
D2105023	2.3	27	53
D2105024	2.4	30	57
D2105025	2.5	30	57
D2105026	2.6	30	57
D2105027	2.7	33	61
D2105927	2.75	33	61
D2105028	2.8	33	61
D2105029	2.9	33	61
D2105030	3.0	33	61
D2105031	3.1	36	65
D2105032	3.2	36	65
D2105932	3.25	36	65
D2105033	3.3	36	65
D2105034	3.4	39	70

ART.NR.	DIA D1	SPIRAALLENGTE L1	TOTAALLENGTE L2
D2105035	3.5	39	70
D2105036	3.6	39	70
D2105037	3.7	39	70
D2105937	3.75	39	70
D2105038	3.8	43	75
D2105039	3.9	43	75
D2105040	4.0	43	75
D2105041	4.1	43	75
D2105042	4.2	43	75
D2105942	4.25	43	75
D2105043	4.3	47	80
D2105044	4.4	47	80
D2105045	4.5	47	80
D2105046	4.6	47	80
D2105047	4.7	47	80
D2105947	4.75	47	80
D2105048	4.8	52	86
D2105049	4.9	52	86
D2105050	5.0	52	86
D2105051	5.1	52	86
D2105052	5.2	52	86
D2105952	5.25	52	86
D2105053	5.3	52	86
D2105054	5.4	57	93
D2105055	5.5	57	93
D2105056	5.6	57	93
D2105057	5.7	57	93
D2105957	5.75	57	93
D2105058	5.8	57	93
D2105059	5.9	57	93

ART.NR.	DIA D1	SPIRAALLENGTE L1	TOTAALLENGTE L2
D2105060	6.0	57	93
D2105061	6.1	63	101
D2105062	6.2	63	101
D2105962	6.25	63	101
D2105063	6.3	63	101
D2105064	6.4	63	101
D2105065	6.5	63	101
D2105066	6.6	63	101
D2105067	6.7	63	101
D2105967	6.75	69	109
D2105068	6.8	69	109
D2105069	6.9	69	109
D2105070	7.0	69	109
D2105071	7.1	69	109
D2105072	7.2	69	109
D2105972	7.25	69	109
D2105073	7.3	69	109
D2105074	7.4	69	109
D2105075	7.5	69	109
D2105076	7.6	75	117
D2105077	7.7	75	117
D2105977	7.75	75	117
D2105078	7.8	75	117
D2105079	7.9	75	117
D2105080	8.0	75	117
D2105081	8.1	75	117
D2105082	8.2	75	117
D2105982	8.25	75	117
D2105083	8.3	75	117
D2105084	8.4	75	117
D2105085	8.5	75	117
D2105086	8.6	81	125
D2105087	8.7	81	125
D2105987	8.75	81	125
D2105088	8.8	81	125

ART.NR.	DIA D1	SPIRAALLENGTE L1	TOTAALLENGTE L2
D2105089	8.9	81	125
D2105090	9.0	81	125
D2105091	9.1	81	125
D2105092	9.2	81	125
D2105992	9.25	81	125
D2105093	9.3	81	125
D2105094	9.4	81	125
D2105095	9.5	81	125
D2105096	9.6	87	133
D2105097	9.7	87	133
D2105997	9.75	87	133
D2105098	9.8	87	133
D2105099	9.9	87	133
D2105100	10.0	87	133
D2105102	10.2	87	133
D2105105	10.5	87	133
D2105110	11.0	94	142
D2105115	11.5	94	142
D2105120	12.0	101	151
D2105125	12.5	101	151
D2105130	13.0	101	151
D2105135	13.5	108	160
D2105140	14.0	108	160
D2105145	14.5	114	169
D2105150	15.0	114	169
D2105155	15.5	120	178
D2105160	16.0	120	178
D2105165	16.5	125	184
D2105170	17.0	125	184
D2105175	17.5	130	191
D2105180	18.0	130	191
D2105185	18.5	135	198
D2105190	19.0	135	198
D2105195	19.5	140	205
D2105200	20.0	140	205

HSS - GESLEPEN MK BOREN - DIN 345

D1205

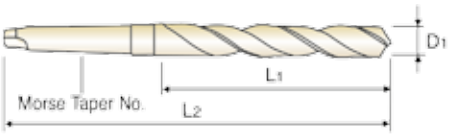

OPPERVLAKTE BEHANDELING :

- Dampbehandeld - Zwart

TOEPASSING :

- Boren van staal, gietijzer, legeringen en grafiet

ART.NR.	DIA D1	SPIRAAL LENGTE L1	TOTAAL LENGTE L2	N°MK OPNAME
D1205050	5.0	52	133	1
D1205055	5.5	57	138	1
D1205060	6.0	57	138	1
D1205065	6.5	63	144	1
D1205070	7.0	69	150	1
D1205075	7.5	69	150	1
D1205080	8.0	75	156	1
D1205085	8.5	75	156	1
D1205090	9.0	81	162	1
D1205095	9.5	81	162	1
D1205100	10.0	87	168	1
D1205105	10.5	87	168	1
D1205110	11.0	94	175	1
D1205115	11.5	94	175	1
D1205120	12.0	101	182	1
D1205125	12.5	101	182	1
D1205130	13.0	101	182	1
D1205132	13.2	101	182	1
D120513A	13.25	108	189	1
D1205135	13.5	108	189	1
D120513B	13.75	108	189	1
D1205138	13.8	108	189	1
D1205140	14.0	108	189	1
D120514A	14.25	114	212	2
D1205145	14.5	114	212	2
D120514B	14.75	114	212	2
D1205150	15.0	114	212	2

ART.NR.	DIA D1	SPIRAAL LENGTE L1	TOTAAL LENGTE L2	N°MK OPNAME
D120515A	15.25	120	218	2
D1205155	15.5	120	218	2
D120515B	15.75	120	218	2
D1205160	16.0	120	218	2
D120516A	16.25	125	223	2
D1205165	16.5	125	223	2
D120516B	16.75	125	223	2
D1205170	17.0	125	223	2
D120517A	17.25	130	228	2
D1205175	17.5	130	228	2
D120517B	17.75	130	228	2
D1205180	18.0	130	228	2
D120518A	18.25	135	233	2
D1205185	18.5	135	233	2
D120518B	18.75	135	233	2
D1205190	19.0	135	233	2
D120519A	19.25	140	238	2
D1205195	19.5	140	238	2
D120519B	19.75	140	238	2
D1205200	20.0	140	238	2
D120520A	20.25	145	243	2
D1205205	20.5	145	243	2
D120520B	20.75	145	243	2
D1205210	21.0	145	243	2
D120521A	21.25	150	248	2
D1205215	21.5	150	248	2
D120521B	21.75	150	248	2

ART.NR.	DIA D1	SPIRAAL LENGTE L1	TOTAAL LENGTE L2	N°MK OPNAME
D1205220	22.0	150	248	2
D120522A	22.25	150	248	2
D1205225	22.5	155	253	2
D120522B	22.75	155	253	2
D1205230	23.0	155	253	2
D120523A	23.25	155	276	3
D1205235	23.5	155	276	3
D120523B	23.75	160	281	3
D1205240	24.0	160	281	3
D120524A	24.25	160	281	3
D1205245	24.5	160	281	3
D120524B	24.75	160	281	3
D1205250	25.0	160	281	3
D120525A	25.25	165	286	3
D1205255	25.5	165	286	3
D120525B	25.75	165	286	3
D1205260	26.0	165	286	3
D120526A	26.25	165	286	3
D1205265	26.5	165	286	3
D120526B	26.75	170	291	3
D1205270	27.0	170	291	3
D120527A	27.25	170	291	3
D1205275	27.5	170	291	3
D120527B	27.75	170	291	3
D1205280	28.0	170	291	3
D120528A	28.25	175	296	3
D1205285	28.5	175	296	3
D120528B	28.75	175	296	3
D1205290	29.0	175	296	3
D120529A	29.25	175	296	3
D1205295	29.5	175	296	3
D120529B	29.75	175	296	3
D1205300	30.0	175	296	3
D120530A	30.25	180	301	3
D1205305	30.5	180	301	3
D120530B	30.75	180	301	3
D1205310	31.0	180	301	3
D1205345	34.5	190	339	4
D1205350	35.0	190	339	4
D1205355	35.5	190	339	4
D1205360	36.0	195	344	4
D1205365	36.5	195	344	4
D1205370	37.0	195	344	4
D120531A	31.25	180	301	3

ART.NR.	DIA D1	SPIRAAL LENGTE L1	TOTAAL LENGTE L2	N°MK OPNAME
D1205315	31.5	180	301	3
D120531B	31.75	185	306	3
D1205320	32.0	185	334	4
D1205325	32.5	185	334	4
D1205330	33.0	185	334	4
D1205335	33.5	185	334	4
D1205340	34.0	190	339	4
D1205375	37.5	195	344	4
D1205380	38.0	200	349	4
D1205385	38.5	200	349	4
D1205390	39.0	200	349	4
D1205395	39.5	200	349	4
D1205400	40.0	200	349	4
D1205405	40.5	205	354	4
D1205410	41.0	205	354	4
D1205415	41.5	205	354	4
D1205420	42.0	205	354	4
D1205425	42.5	205	354	4
D1205430	43.0	210	359	4
D1205435	43.5	210	359	4
D1205440	44.0	210	359	4
D1205445	44.5	210	359	4
D1205450	45.0	210	359	4
D1205455	45.5	215	364	4
D1205460	46.0	215	364	4
D1205465	46.5	215	364	4
D1205470	47.0	215	364	4
D1205475	47.5	215	364	4
D1205480	48.0	220	369	4
D1205485	48.5	220	369	4
D1205490	49.0	220	369	4
D1205495	49.5	220	369	4
D1205500	50.0	220	369	4
D1205505	50.5	225	374	4
D1205510	51.0	225	412	5
D1205520	52.0	225	412	5
D1205530	53.0	225	412	5
D1205540	54.0	230	417	5
D1205550	55.0	230	417	5
D1205560	56.0	230	417	5
D1205570	57.0	235	422	5
D1205580	58.0	235	422	5
D1205590	59.0	235	422	5
D1205600	60.0	235	422	5

HSS - GESLEPEN MK BOREN EXTRA LANG - DIN 1870

D1210

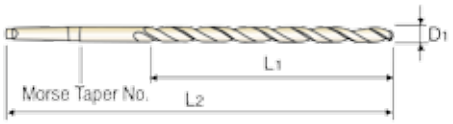

OPPERVLAKTE BEHANDELING :

- Dampbehandeld - Zwart

TOEPASSING :

- Ontworpen voor het boren van diepe gaten of diep gelegen gaten.
- Boren van staal, gietijzer, legeringen en grafiet alsook aluminium legeringen

ART.NR.	DIA D1	SPIRAAL LENGTE L1	TOTAAL LENGTE L2	N°MK OPNAME
D1210130	13.0	260	395	1
D1210135	13.5	275	410	1
D1210140	14.0	275	410	1
D1210145	14.5	275	425	2
D1210150	15.0	275	425	2
D1210155	15.5	295	445	2
D1210160	16.0	295	445	2
D1210165	16.5	295	445	2
D1210170	17.0	295	445	2
D1210175	17.5	310	465	2
D1210180	18.0	310	465	2
D1210185	18.5	310	465	2
D1210190	19.0	310	465	2
D1210195	19.5	325	490	2
D1210200	20.0	325	490	2
D1210205	20.5	325	490	2
D1210210	21.0	325	490	2
D1210215	21.5	345	515	2
D1210220	22.0	345	515	2
D1210225	22.5	345	515	2
D1210230	23.0	345	515	2
D1210235	23.5	345	535	3
D1210240	24.0	365	555	3
D1210245	24.5	365	555	3
D1210250	25.0	365	555	3
D1210255	25.5	365	555	3
D1210260	26.0	365	555	3
D1210265	26.5	365	555	3

ART.NR.	DIA D1	SPIRAAL LENGTE L1	TOTAAL LENGTE L2	N°MK OPNAME
D1210270	27.0	385	580	3
D1210275	27.5	385	580	3
D1210280	28.0	385	580	3
D1210285	28.5	385	580	3
D1210290	29.0	385	580	3
D1210295	29.5	385	580	3
D1210300	30.0	385	580	3
D1210310	31.0	410	610	3
D1210320	32.0	410	635	4
D1210330	33.0	410	635	4
D1210340	34.0	430	665	4
D1210350	35.0	430	665	4
D1210360	36.0	430	665	4
D1210370	37.0	430	665	4
D1210380	38.0	460	695	4
D1210390	39.0	460	695	4
D1210400	40.0	460	695	4
D1210410	41.0	460	695	4
D1210420	42.0	460	695	4
D1210430	43.0	490	735	4
D1210440	44.0	490	735	4
D1210450	45.0	490	735	4
D1210460	46.0	490	735	4
D1210470	47.0	490	735	4
D1210480	48.0	510	765	4
D1210490	49.0	510	765	4
D1210500	50.0	510	765	4

HSS CO5% + TIN COATING - GESLEPEN BOREN - DIN 338

DLGP195

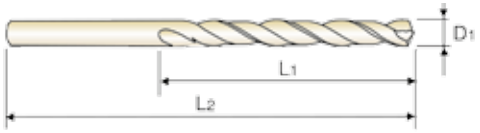

SPIRAAL GEOMETRIE :

- Rechtse spiraal

OPPERVLAKTE BEHANDELING :

- Blank, TiN coating op nuttige lengte

POINT ANGLE :

- 135°, onder 1.6mm 118°
- 1.6mm en groter: zelf centrerende split-point

TOEPASSING :

- Boren van inox, moeilijk te verspanen materialen zoals titanium legeringen en inconel

ART.NR.	DIA D1	SPIRAALLENGTE L1	TOTAALLENGTE L2
DLGP195010	1.0	12	34
DLGP195011	1.1	14	36
DLGP195012	1.2	16	38
DLGP195013	1.3	16	38
DLGP195014	1.4	18	40
DLGP195015	1.5	18	40
DLGP195016	1.6	20	43
DLGP195017	1.7	20	43
DLGP195018	1.8	22	46
DLGP195019	1.9	22	46
DLGP195020	2.0	24	49
DLGP195021	2.1	24	49
DLGP195022	2.2	27	53
DLGP195023	2.3	27	53
DLGP195024	2.4	30	57
DLGP195025	2.5	30	57
DLGP195026	2.6	30	57
DLGP195027	2.7	33	61
DLGP195028	2.8	33	61
DLGP195029	2.9	33	61
DLGP195030	3.0	33	61
DLGP195031	3.1	36	65
DLGP195032	3.2	36	65
DLGP195033	3.3	36	65
DLGP195034	3.4	39	70
DLGP195035	3.5	39	70
DLGP195036	3.6	39	70
DLGP195037	3.7	39	70
DLGP195038	3.8	43	75
DLGP195039	3.9	43	75
DLGP195040	4.0	43	75
DLGP195041	4.1	43	75
DLGP195042	4.2	43	75
DLGP195043	4.3	47	80
DLGP195044	4.4	47	80

ART.NR.	DIA D1	SPIRAALLENGTE L1	TOTAALLENGTE L2
DLGP195045	4.5	47	80
DLGP195046	4.6	47	80
DLGP195047	4.7	47	80
DLGP195048	4.8	52	86
DLGP195049	4.9	52	86
DLGP195050	5.0	52	86
DLGP195051	5.1	52	86
DLGP195052	5.2	52	86
DLGP195053	5.3	52	86
DLGP195054	5.4	57	93
DLGP195055	5.5	57	93
DLGP195056	5.6	57	93
DLGP195057	5.7	57	93
DLGP195058	5.8	57	93
DLGP195059	5.9	57	93
DLGP195060	6.0	57	93
DLGP195061	6.1	63	101
DLGP195062	6.2	63	101
DLGP195063	6.3	63	101
DLGP195064	6.4	63	101
DLGP195065	6.5	63	101
DLGP195066	6.6	63	101
DLGP195067	6.7	63	101
DLGP195068	6.8	69	109
DLGP195069	6.9	69	109
DLGP195070	7.0	69	109
DLGP195071	7.1	69	109
DLGP195072	7.2	69	109
DLGP195073	7.3	69	109
DLGP195074	7.4	69	109
DLGP195075	7.5	69	109
DLGP195076	7.6	75	117
DLGP195077	7.7	75	117
DLGP195078	7.8	75	117
DLGP195079	7.9	75	117

ART.NR.	DIA D1	SPIRAALLENGTE L1	TOTAALLENGTE L2
DLGP195080	8.0	75	117
DLGP195081	8.1	75	117
DLGP195082	8.2	75	117
DLGP195083	8.3	75	117
DLGP195084	8.4	75	117
DLGP195085	8.5	75	117
DLGP195086	8.6	81	125
DLGP195087	8.7	81	125
DLGP195088	8.8	81	125
DLGP195089	8.9	81	125
DLGP195090	9.0	81	125
DLGP195091	9.1	81	125
DLGP195092	9.2	81	125
DLGP195093	9.3	81	125
DLGP195094	9.4	81	125
DLGP195095	9.5	81	125
DLGP195096	9.6	87	133
DLGP195097	9.7	87	133
DLGP195098	9.8	87	133
DLGP195099	9.9	87	133
DLGP195100	10.0	87	133
DLGP195101	10.1	87	133
DLGP195102	10.2	87	133
DLGP195103	10.3	87	133
DLGP195104	10.4	87	133
DLGP195105	10.5	87	133
DLGP195106	10.6	87	133

ART.NR.	DIA D1	SPIRAALLENGTE L1	TOTAALLENGTE L2
DLGP195107	10.7	94	142
DLGP195108	10.8	94	142
DLGP195109	10.9	94	142
DLGP195110	11.0	94	142
DLGP195111	11.1	94	142
DLGP195112	11.2	94	142
DLGP195113	11.3	94	142
DLGP195114	11.4	94	142
DLGP195115	11.5	94	142
DLGP195116	11.6	94	142
DLGP195117	11.7	94	142
DLGP195118	11.8	94	142
DLGP195119	11.9	101	151
DLGP195120	12.0	101	151
DLGP195121	12.1	101	151
DLGP195122	12.2	101	151
DLGP195123	12.3	101	151
DLGP195124	12.4	101	151
DLGP195125	12.5	101	151
DLGP195126	12.6	101	151
DLGP195127	12.7	101	151
DLGP195128	12.8	101	151
DLGP195129	12.9	101	151
DLGP195130	13.0	101	151

DJ544 HSS EX + TIN COATING - GESLEPEN BOOR SPECIAAL INOX - DIN 338

DJ544

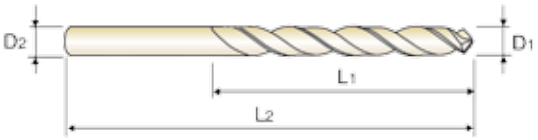

VOORDELEN :

- Hoge spiraal – Scherpe snijranden om opbouw te voorkomen en om hoge performantie bij het boren te bekomen.
- Versterkte ziel over de nuttigelengte - verhoogde rigiditeit en geschikt voor 4D~5D boren.
- Hoog Vanadium HSS-EX materiaal met superieure TiN coating – hogere snelheid en voeding, langere levensduur.
- Hoge kwaliteit & goede opervlakte afwerking, hoge productiviteit.

TOEPASSING :

- Ontworpen voor het 4D~5D boren van inox, staal, aluminum, aluminum legeringen, aluminum, gietijzer koper, koper legeringen, etc.

ART. NR. TIN	DIA D1	SPIRAALLENGTE L1	TOTAALLENGTE L2
DJ544020	2.0	24	56
DJ544021	2.1	24	56
DJ544022	2.2	27	59
DJ544023	2.3	27	59
DJ544024	2.4	30	62
DJ544025	2.5	30	62
DJ544026	2.6	30	62
DJ544027	2.7	33	65
DJ544028	2.8	33	65
DJ544029	2.9	33	65
DJ544030	3.0	33	65
DJ544031	3.1	36	68
DJ544032	3.2	36	68
DJ544033	3.3	36	68
DJ544034	3.4	39	71
DJ544035	3.5	39	71
DJ544036	3.6	39	71
DJ544037	3.7	39	71
DJ544038	3.8	43	75
DJ544039	3.9	43	75
DJ544040	4.0	43	75
DJ544041	4.1	43	87
DJ544042	4.2	43	87
DJ544043	4.3	47	91

ART. NR. TIN	DIA D1	SPIRAALLENGTE L1	TOTAALLENGTE L2
DJ544044	4.4	47	91
DJ544045	4.5	47	91
DJ544046	4.6	47	91
DJ544047	4.7	47	91
DJ544048	4.8	52	96
DJ544049	4.9	52	96
DJ544050	5.0	52	96
DJ544051	5.1	52	96
DJ544052	5.2	52	96
DJ544053	5.3	52	96
DJ544054	5.4	57	101
DJ544055	5.5	57	101
DJ544056	5.6	57	101
DJ544057	5.7	57	101
DJ544058	5.8	57	101
DJ544059	5.9	57	101
DJ544060	6.0	57	101
DJ544061	6.1	63	107
DJ544062	6.2	63	107
DJ544063	6.3	63	107
DJ544064	6.4	63	107
DJ544065	6.5	63	107
DJ544066	6.6	63	107
DJ544067	6.7	63	107

ART. NR. TIN	DIA D1	SPIRAALLENGTE L1	TOTAALLENGTE L2
DJ544068	6.8	69	113
DJ544069	6.9	69	113
DJ544070	7.0	69	113
DJ544071	7.1	69	113
DJ544072	7.2	69	113
DJ544073	7.3	69	113
DJ544074	7.4	69	113
DJ544075	7.5	69	113
DJ544076	7.6	75	119
DJ544077	7.7	75	119
DJ544078	7.8	75	119
DJ544079	7.9	75	119
DJ544080	8.0	75	119
DJ544081	8.1	75	125
DJ544082	8.2	75	125
DJ544083	8.3	75	125
DJ544084	8.4	75	125
DJ544085	8.5	75	125
DJ544086	8.6	81	131
DJ544087	8.7	81	131
DJ544088	8.8	81	131
DJ544089	8.9	81	131
DJ544090	9.0	81	131
DJ544091	9.1	81	131
DJ544092	9.2	81	131
DJ544093	9.3	81	131
DJ544094	9.4	81	131
DJ544095	9.5	81	131
DJ544096	9.6	87	137
DJ544097	9.7	87	137
DJ544098	9.8	87	137
DJ544099	9.9	87	137
DJ544100	10.0	87	137
DJ544101	10.1	87	144
DJ544102	10.2	87	144
DJ544103	10.3	87	144
DJ544104	10.4	87	144
DJ544105	10.5	87	144
DJ544106	10.6	87	144
DJ544107	10.7	94	151

ART. NR. TIN	DIA D1	SPIRAALLENGTE L1	TOTAALLENGTE L2
DJ544108	10.8	94	151
DJ544109	10.9	94	151
DJ544110	11.0	94	151
DJ544111	11.1	94	151
DJ544112	11.2	94	151
DJ544113	11.3	94	151
DJ544114	11.4	94	151
DJ544115	11.5	94	151
DJ544117	11.7	94	151
DJ544118	11.8	94	151
DJ544119	11.9	101	158
DJ544120	12.0	101	158
DJ544121	12.1	101	158
DJ544122	12.2	101	158
DJ544123	12.3	101	158
DJ544124	12.4	101	158
DJ544125	12.5	101	158
DJ544126	12.6	101	158
DJ544127	12.7	101	158
DJ544128	12.8	101	158
DJ544129	12.9	101	158
DJ544130	13.0	101	158
DJ544135	13.5	106	166
DJ544140	14.0	106	166
DJ544141	14.1	109	169
DJ544145	14.5	109	169
DJ544150	15.0	109	169
DJ544155	15.5	112	172
DJ544156	15.6	112	172
DJ544160	16.0	112	172
DJ544165	16.5	115	181
DJ544170	17.0	115	181
DJ544175	17.5	118	184
DJ544176	17.6	118	184
DJ544180	18.0	118	184
DJ544185	18.5	122	188
DJ544190	19.0	122	188
DJ544195	19.5	125	191
DJ544196	19.6	125	191
DJ544200	20.0	125	191

PM-BOREN MET TIALN COATING - MULTI DRILL

CDRA04

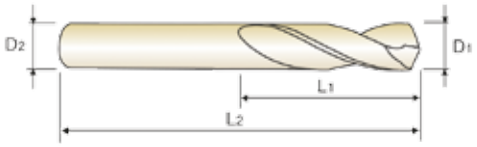

VOORDELEN :

- Punt vorm om het zelf-centreren te maximaliseren
- Lip ontwerp voor optimaal wegleiden van spaan.
- Premium poederstaal met excellente hardheid

TOEPASSING :

- Constructiestaal, legeringen, gehard staal gietijzer, inox, aluminum, legeringen, non-ferro legeringen, titanium.

ART.NR.	BOOR DIA	SCHACHT DIA	SPIRAAL LENGTE	TOTAAL LENGTE
TIALN	D2	D2	L1	L2
CDRA04020	2.0	3	24	56
CDRA04021	2.1	3	24	56
CDRA04022	2.2	3	25	56
CDRA04023	2.3	3	25	56
CDRA04024	2.4	3	30	61
CDRA04025	2.5	3	30	61
CDRA04026	2.6	3	30	61
CDRA04027	2.7	3	33	64
CDRA04028	2.8	3	33	64
CDRA04029	2.9	3	33	64
CDRA04030	3.0	3	33	64
CDRA04031	3.1	4	36	68
CDRA04032	3.2	4	36	68
CDRA04033	3.3	4	36	68
CDRA04034	3.4	4	39	71
CDRA04035	3.5	4	39	71
CDRA04036	3.6	4	39	71
CDRA04037	3.7	4	39	71
CDRA04038	3.8	4	43	75
CDRA04039	3.9	4	43	75
CDRA04040	4.0	4	43	75
CDRA04041	4.1	6	43	85
CDRA04042	4.2	6	43	85
CDRA04043	4.3	6	47	89
CDRA04044	4.4	6	47	89
CDRA04045	4.5	6	47	89
CDRA04046	4.6	6	47	89
CDRA04047	4.7	6	47	89

ART.NR.	BOOR DIA	SCHACHT DIA	SPIRAAL LENGTE	TOTAAL LENGTE
TIALN	D2	D2	L1	L2
CDRA04048	4.8	6	52	94
CDRA04049	4.9	6	52	94
CDRA04050	5.0	6	52	94
CDRA04051	5.1	6	52	94
CDRA04052	5.2	6	52	94
CDRA04053	5.3	6	52	94
CDRA04054	5.4	6	57	99
CDRA04055	5.5	6	57	99
CDRA04056	5.6	6	57	99
CDRA04057	5.7	6	57	99
CDRA04058	5.8	6	57	99
CDRA04059	5.9	6	57	99
CDRA04060	6.0	6	57	99
CDRA04061	6.1	8	63	107
CDRA04062	6.2	8	63	107
CDRA04063	6.3	8	63	107
CDRA04064	6.4	8	63	107
CDRA04065	6.5	8	63	107
CDRA04066	6.6	8	63	107
CDRA04067	6.7	8	63	107
CDRA04068	6.8	8	69	113
CDRA04069	6.9	8	69	113
CDRA04070	7.0	8	69	113
CDRA04071	7.1	8	69	113
CDRA04072	7.2	8	69	113
CDRA04073	7.3	8	69	113
CDRA04074	7.4	8	69	113
CDRA04075	7.5	8	69	113

ART.NR.	BOOR DIA	SCHACHT DIA	SPIRAAL LENGTE	TOTAAL LENGTE
TIALN	D2	D2	L1	L2
CDRA04076	7.6	8	75	119
CDRA04077	7.7	8	75	119
CDRA04078	7.8	8	75	119
CDRA04079	7.9	8	75	119
CDRA04080	8.0	8	75	119
CDRA04081	8.1	10	75	125
CDRA04082	8.2	10	75	125
CDRA04083	8.3	10	75	125
CDRA04084	8.4	10	75	125
CDRA04085	8.5	10	75	125
CDRA04086	8.6	10	81	131
CDRA04087	8.7	10	81	131
CDRA04088	8.8	10	81	131
CDRA04089	8.9	10	81	131
CDRA04090	9.0	10	81	131
CDRA04091	9.1	10	81	131
CDRA04092	9.2	10	81	131
CDRA04093	9.3	10	81	131
CDRA04094	9.4	10	81	131
CDRA04095	9.5	10	81	131
CDRA04096	9.6	10	87	137
CDRA04097	9.7	10	87	137
CDRA04098	9.8	10	87	137
CDRA04099	9.9	10	87	137
CDRA04100	10.0	10	87	137
CDRA04101	10.1	12	87	144
CDRA04102	10.2	12	87	144
CDRA04103	10.3	12	87	144

ART.NR.	BOOR DIA	SCHACHT DIA	SPIRAAL LENGTE	TOTAAL LENGTE
TIALN	D2	D2	L1	L2
CDRA04104	10.4	12	87	144
CDRA04105	10.5	12	87	144
CDRA04106	10.6	12	87	144
CDRA04107	10.7	12	94	151
CDRA04108	10.8	12	94	151
CDRA04109	10.9	12	94	151
CDRA04110	11.0	12	94	151
CDRA04111	11.1	12	94	151
CDRA04112	11.2	12	94	151
CDRA04113	11.3	12	94	151
CDRA04114	11.4	12	94	151
CDRA04115	11.5	12	94	151
CDRA04116	11.6	12	94	151
CDRA04117	11.7	12	94	151
CDRA04118	11.8	12	94	151
CDRA04119	11.9	12	101	158
CDRA04120	12.0	12	101	158
CDRA04121	12.1	12	101	158
CDRA04122	12.2	12	101	158
CDRA04123	12.3	12	101	158
CDRA04124	12.4	12	101	158
CDRA04125	12.5	12	101	158
CDRA04126	12.6	12	101	158
CDRA04127	12.7	12	101	158
CDRA04128	12.8	12	101	158
CDRA04129	12.9	12	101	158
CDRA04130	13.0	12	101	158

VHM-BOREN - DIN 6537 KORT 3XD - ZONDER KOELKANALEN

DH423

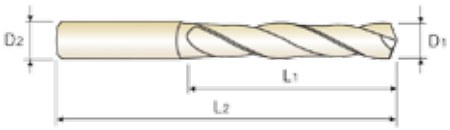

VOORDELEN :

- Zelf centrerend
- gecentreerd boren is niet vereist.
- Excellente positionering
- boorbus is niet vereist.
- Speciaal ontwerp
- ruimen is niet vereist.
- goede spaan verwijdering
- krachtig boren

TOEPASSING :

- Boren van staal, legeringen, gietijzer, non-ferro materialen, abrasieve kunststoffen

ART.NR.	BOOR DIA	SCHACHT DIA	SPIRAAL LENGTE	TOTAAL LENGTE
TIALN	D2	D2	L1	L2
DH423030	3.0	6	20	62
DH423031	3.1	6	20	62
DH423032	3.2	6	20	62
DH423033	3.3	6	20	62
DH423034	3.4	6	20	62
DH423035	3.5	6	20	62
DH423036	3.6	6	20	62
DH423037	3.7	6	20	62
DH423038	3.8	6	24	66
DH423039	3.9	6	24	66
DH423040	4.0	6	24	66
DH423041	4.1	6	24	66
DH423042	4.2	6	24	66
DH423043	4.3	6	24	66
DH423044	4.4	6	24	66
DH423045	4.5	6	24	66
DH423046	4.6	6	24	66
DH423047	4.7	6	24	66
DH423048	4.8	6	28	66
DH423049	4.9	6	28	66
DH423050	5.0	6	28	66
DH423051	5.1	6	28	66
DH423052	5.2	6	28	66
DH423053	5.3	6	28	66
DH423054	5.4	6	28	66
DH423055	5.5	6	28	66
DH423056	5.6	6	28	66
DH423057	5.7	6	28	66
DH423058	5.8	6	28	66

ART.NR.	BOOR DIA	SCHACHT DIA	SPIRAAL LENGTE	TOTAAL LENGTE
TIALN	D2	D2	L1	L2
DH423059	5.9	6	28	66
DH423060	6.0	6	28	66
DH423061	6.1	8	34	79
DH423062	6.2	8	34	79
DH423063	6.3	8	34	79
DH423064	6.4	8	34	79
DH423065	6.5	8	34	79
DH423066	6.6	8	34	79
DH423067	6.7	8	34	79
DH423068	6.8	8	34	79
DH423069	6.9	8	34	79
DH423070	7.0	8	34	79
DH423071	7.1	8	41	79
DH423072	7.2	8	41	79
DH423073	7.3	8	41	79
DH423074	7.4	8	41	79
DH423075	7.5	8	41	79
DH423076	7.6	8	41	79
DH423077	7.7	8	41	79
DH423078	7.8	8	41	79
DH423079	7.9	8	41	79
DH423080	8.0	8	41	79
DH423081	8.1	10	47	89
DH423082	8.2	10	47	89
DH423083	8.3	10	47	89
DH423084	8.4	10	47	89
DH423085	8.5	10	47	89
DH423086	8.6	10	47	89
DH423087	8.7	10	47	89

ART.NR.	BOOR DIA	SCHACHT DIA	SPIRAAL LENGTE	TOTAAL LENGTE
TIALN	D2	D2	L1	L2
DH423088	8.8	10	47	89
DH423089	8.9	10	47	89
DH423090	9.0	10	47	89
DH423091	9.1	10	47	89
DH423092	9.2	10	47	89
DH423093	9.3	10	47	89
DH423094	9.4	10	47	89
DH423095	9.5	10	47	89
DH423096	9.6	10	47	89
DH423097	9.7	10	47	89
DH423098	9.8	10	47	89
DH423099	9.9	10	47	89
DH423100	10.0	10	47	89
DH423101	10.1	12	55	102
DH423102	10.2	12	55	102
DH423103	10.3	12	55	102
DH423104	10.4	12	55	102
DH423105	10.5	12	55	102
DH423106	10.6	12	55	102
DH423107	10.7	12	55	102
DH423108	10.8	12	55	102
DH423109	10.9	12	55	102
DH423110	11.0	12	55	102
DH423111	11.1	12	55	102
DH423112	11.2	12	55	102
DH423113	11.3	12	55	102
DH423114	11.4	12	55	102
DH423115	11.5	12	55	102
DH423116	11.6	12	55	102

ART.NR.	BOOR DIA	SCHACHT DIA	SPIRAAL LENGTE	TOTAAL LENGTE
TIALN	D2	D2	L1	L2
DH423117	11.7	12	55	102
DH423118	11.8	12	55	102
DH423119	11.9	12	55	102
DH423120	12.0	12	55	102
DH423123	12.3	14	60	107
DH423125	12.5	14	60	107
DH423128	12.8	14	60	107
DH423130	13.0	14	60	107
DH423135	13.5	14	60	107
DH423138	13.8	14	60	107
DH423140	14.0	14	60	107
DH423145	14.5	16	65	115
DH423148	14.8	16	65	115
DH423150	15.0	16	65	115
DH423155	15.5	16	65	115
DH423158	15.8	16	65	115
DH423160	16.0	16	65	115
DH423165	16.5	18	73	123
DH423168	16.8	18	73	123
DH423170	17.0	18	73	123
DH423175	17.5	18	73	123
DH423178	17.8	18	73	123
DH423180	18.0	18	73	123
DH423185	18.5	20	79	131
DH423190	19.0	20	79	131
DH423195	19.5	20	79	131
DH423198	19.8	20	79	131
DH423200	20.0	20	79	131



VHM-BOREN - DIN 6537 LANG 5XD - ZONDER KOELKANALEN

DH424 SERIES

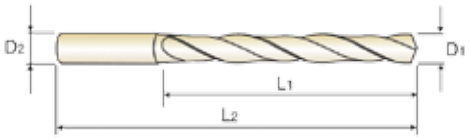

VOORDELEN :

- Zelf centrerend
- gecentreerd boren is niet vereist.
- Excellente positionering
- boorbus is niet vereist.
- Speciaal ontwerp
- ruimen is niet vereist.
- goede spaan verwijdering
- krachtig boren

TOEPASSING :

- Boren van staal, legeringen, gietijzer, non-ferro materialen, abrasieve kunststoffen

ART.NR.	BOOR DIA	SCHACHT DIA	SPIRAAL LENGTE	TOTAAL LENGTE
TIALN	D1	D2	L1	L2
DH424010	1.0	3	8	55
DH424011	1.1	3	12	55
DH424012	1.2	3	12	55
DH424013	1.3	3	12	55
DH424014	1.4	3	12	55
DH424015	1.5	3	16	55
DH424016	1.6	3	16	55
DH424017	1.7	3	16	55
DH424018	1.8	3	16	55
DH424019	1.9	3	16	55
DH424020	2.0	4	21	57
DH424021	2.1	4	21	57
DH424022	2.2	4	21	57
DH424023	2.3	4	21	57
DH424024	2.4	4	21	57
DH424025	2.5	4	21	57
DH424026	2.6	4	21	57
DH424027	2.7	4	21	57
DH424028	2.8	4	21	57
DH424029	2.9	4	21	57
DH424030	3.0	6	28	66
DH424031	3.1	6	28	66
DH424032	3.2	6	28	66
DH424033	3.3	6	28	66
DH424034	3.4	6	28	66
DH424035	3.5	6	28	66

ART.NR.	BOOR DIA	SCHACHT DIA	SPIRAAL LENGTE	TOTAAL LENGTE
TIALN	D1	D2	L1	L2
DH424036	3.6	6	28	66
DH424037	3.7	6	28	66
DH424038	3.8	6	36	74
DH424039	3.9	6	36	74
DH424040	4.0	6	36	74
DH424041	4.1	6	36	74
DH424042	4.2	6	36	74
DH424043	4.3	6	36	74
DH424044	4.4	6	36	74
DH424045	4.5	6	36	74
DH424046	4.6	6	36	74
DH424047	4.7	6	36	74
DH424048	4.8	6	44	82
DH424049	4.9	6	44	82
DH424050	5.0	6	44	82
DH424051	5.1	6	44	82
DH424052	5.2	6	44	82
DH424053	5.3	6	44	82
DH424054	5.4	6	44	82
DH424055	5.5	6	44	82
DH424056	5.6	6	44	82
DH424057	5.7	6	44	82
DH424058	5.8	6	44	82
DH424059	5.9	6	44	82
DH424060	6.0	6	44	82
DH424061	6.1	8	53	91

ART.NR.	BOOR DIA	SCHACHT DIA	SPIRAAL LENGTE	TOTAAL LENGTE
TIALN	D2	D2	L1	L2
DH424062	6.2	8	53	91
DH424063	6.3	8	53	91
DH424064	6.4	8	53	91
DH424065	6.5	8	53	91
DH424066	6.6	8	53	91
DH424067	6.7	8	53	91
DH424068	6.8	8	53	91
DH424069	6.9	8	53	91
DH424070	7.0	8	53	91
DH424071	7.1	8	53	91
DH424072	7.2	8	53	91
DH424073	7.3	8	53	91
DH424074	7.4	8	53	91
DH424075	7.5	8	53	91
DH424076	7.6	8	53	91
DH424077	7.7	8	53	91
DH424078	7.8	8	53	91
DH424079	7.9	8	53	91
DH424080	8.0	8	53	91
DH424081	8.1	10	61	103
DH424082	8.2	10	61	103
DH424083	8.3	10	61	103
DH424084	8.4	10	61	103
DH424085	8.5	10	61	103
DH424086	8.6	10	61	103
DH424087	8.7	10	61	103
DH424088	8.8	10	61	118
DH424089	8.9	10	61	118
DH424090	9.0	10	61	118
DH424091	9.1	10	61	118
DH424092	9.2	10	61	118
DH424093	9.3	10	61	118
DH424094	9.4	10	61	118
DH424095	9.5	10	61	124
DH424096	9.6	10	61	124
DH424097	9.7	10	61	124
DH424098	9.8	10	61	124
DH424099	9.9	10	61	124
DH424100	10.0	10	61	124
DH424101	10.1	12	71	124
DH424102	10.2	12	71	133
DH424103	10.3	12	71	133

ART.NR.	BOOR DIA	SCHACHT DIA	SPIRAAL LENGTE	TOTAAL LENGTE
TIALN	D2	D2	L1	L2
DH424104	10.4	12	71	118
DH424105	10.5	12	71	118
DH424106	10.6	12	71	118
DH424107	10.7	12	71	118
DH424108	10.8	12	71	118
DH424109	10.9	12	71	118
DH424110	11.0	12	71	118
DH424111	11.1	12	71	118
DH424112	11.2	12	71	118
DH424113	11.3	12	71	118
DH424150	15.0	16	83	133
DH424155	15.5	16	83	133
DH424158	15.8	16	83	133
DH424160	16.0	16	83	133
DH424165	16.5	18	93	143
DH424168	16.8	18	93	143
DH424170	17.0	18	93	143
DH424175	17.5	18	93	143
DH424178	17.8	18	93	143
DH424180	18.0	18	93	143
DH424185	18.5	20	101	153
DH424190	19.0	20	101	153
DH424195	19.5	20	101	153
DH424198	19.8	20	101	153
DH424200	20.0	20	101	153
DH424114	11.4	12	71	118
DH424115	11.5	12	71	118
DH424116	11.6	12	71	118
DH424117	11.7	12	71	118
DH424118	11.8	12	71	118
DH424119	11.9	12	71	118
DH424120	12.0	12	71	118
DH424123	12.3	14	77	124
DH424125	12.5	14	77	124
DH424128	12.8	14	77	124
DH424130	13.0	14	77	124
DH424135	13.5	14	77	124
DH424138	13.8	14	77	124
DH424140	14.0	14	77	124
DH424145	14.5	16	83	133
DH424148	14.8	16	83	133

VHM-BOREN - DIN 6537 KORT 3XD - MET KOELKANALEN

DH406

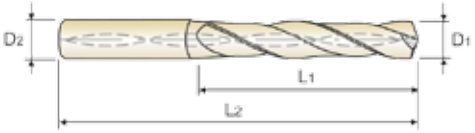

VOORDELEN :

- Zelf centrerend
- gecentreerd boren is niet vereist.
- Excellente positionering
- boorbus is niet vereist.
- Speciaal ontwerp
- ruimen is niet vereist.
- goede spaan verwijdering
- krachtig boren

TOEPASSING :

- Boren van staal, legeringen, gietijzer, non-ferro materialen, abrasieve kunststoffen

ART.NR.	BOOR DIA	SCHACHT DIA	SPIRAAL LENGTE	TOTAAL LENGTE
TIALN	D1	D2	L1	L2
DH406030	3.0	6	20	62
DH406031	3.1	6	20	62
DH406032	3.2	6	20	62
DH406033	3.3	6	20	62
DH406034	3.4	6	20	62
DH406035	3.5	6	20	62
DH406036	3.6	6	20	62
DH406037	3.7	6	20	62
DH406038	3.8	6	24	66
DH406039	3.9	6	24	66
DH406040	4.0	6	24	66
DH406041	4.1	6	24	66
DH406042	4.2	6	24	66
DH406043	4.3	6	24	66
DH406044	4.4	6	24	66
DH406045	4.5	6	24	66
DH406046	4.6	6	24	66
DH406047	4.7	6	24	66
DH406048	4.8	6	28	66
DH406049	4.9	6	28	66
DH406050	5.0	6	28	66
DH406051	5.1	6	28	66
DH406052	5.2	6	28	66
DH406053	5.3	6	28	66
DH406054	5.4	6	28	66
DH406055	5.5	6	28	66
DH406056	5.6	6	28	66

ART.NR.	BOOR DIA	SCHACHT DIA	SPIRAAL LENGTE	TOTAAL LENGTE
TIALN	D1	D2	L1	L2
DH406057	5.7	6	28	66
DH406058	5.8	6	28	66
DH406059	5.9	6	28	66
DH406060	6.0	6	28	66
DH406061	6.1	8	34	79
DH406062	6.2	8	34	79
DH406063	6.3	8	34	79
DH406064	6.4	8	34	79
DH406065	6.5	8	34	79
DH406066	6.6	8	34	79
DH406067	6.7	8	34	79
DH406068	6.8	8	34	79
DH406069	6.9	8	34	79
DH406070	7.0	8	34	79
DH406071	7.1	8	41	79
DH406072	7.2	8	41	79
DH406073	7.3	8	41	79
DH406074	7.4	8	41	79
DH406075	7.5	8	41	79
DH406076	7.6	8	41	79
DH406077	7.7	8	41	79
DH406078	7.8	8	41	79
DH406079	7.9	8	41	79
DH406080	8.0	8	41	79
DH406081	8.1	10	47	89
DH406082	8.2	10	47	89
DH406083	8.3	10	47	89

ART.NR.	BOOR DIA	SCHACHT DIA	SPIRAAL LENGTE	TOTAAL LENGTE
TIALN	D2	D2	L1	L2
DH406084	8.4	10	47	89
DH406085	8.5	10	47	89
DH406086	8.6	10	47	89
DH406087	8.7	10	47	89
DH406088	8.8	10	47	89
DH406089	8.9	10	47	89
DH406090	9.0	10	47	89
DH406091	9.1	10	47	89
DH406092	9.2	10	47	89
DH406093	9.3	10	47	89
DH406094	9.4	10	47	89
DH406095	9.5	10	47	89
DH406096	9.6	10	47	89
DH406097	9.7	10	47	89
DH406098	9.8	10	47	89
DH406099	9.9	10	47	89
DH406100	10.0	10	47	89
DH406101	10.1	12	55	102
DH406102	10.2	12	55	102
DH406103	10.3	12	55	102
DH406104	10.4	12	55	102
DH406105	10.5	12	55	102
DH406106	10.6	12	55	102
DH406107	10.7	12	55	102
DH406108	10.8	12	55	102
DH406109	10.9	12	55	102
DH406110	11.0	12	55	102

ART.NR.	BOOR DIA	SCHACHT DIA	SPIRAAL LENGTE	TOTAAL LENGTE
TIALN	D2	D2	L1	L2
DH406111	11.1	12	55	102
DH406112	11.2	12	55	102
DH406113	11.3	12	55	102
DH406114	11.4	12	55	102
DH406115	11.5	12	55	102
DH406116	11.6	12	55	102
DH406117	11.7	12	55	102
DH406118	11.8	12	55	102
DH406119	11.9	12	55	102
DH406120	12.0	12	55	102
DH406125	12.5	14	60	107
DH406130	13.0	14	60	107
DH406135	13.5	14	60	107
DH406140	14.0	14	60	107
DH406145	14.5	16	65	115
DH406150	15.0	16	65	115
DH406155	15.5	16	65	115
DH406160	16.0	16	65	115
DH406165	16.5	18	73	123
DH406170	17.0	18	73	123
DH406175	17.5	18	73	123
DH406180	18.0	18	73	123
DH406185	18.5	20	79	131
DH406190	19.0	20	79	131
DH406195	19.5	20	79	131
DH406200	20.0	20	79	131

VHM-BOREN - DIN 6537 LANG 5XD - MET KOELKANALEN

DH408

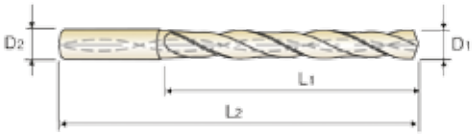

VOORDELEN :

- Zelf centrerend
- gecentreerd boren is niet vereist.
- Excellente positionering
- boorbus is niet vereist.
- Speciaal ontwerp
- ruimen is niet vereist.
- goede spaan verwijdering
- krachtig boren

TOEPASSING :

- Boren van staal, legeringen, gietijzer, non-ferro materialen, abrasieve kunststoffen

ART.NR.	BOOR DIA	SCHACHT DIA	SPIRAAL LENGTE	TOTAAL LENGTE
TIALN	D1	D2	L1	L2
DH408010	1.0	3	8	55
DH408011	1.1	3	12	55
DH408012	1.2	3	12	55
DH408013	1.3	3	12	55
DH408014	1.4	3	12	55
DH408015	1.5	3	16	55
DH408016	1.6	3	16	55
DH408017	1.7	3	16	55
DH408018	1.8	3	16	55
DH408019	1.9	3	16	55
DH408020	2.0	4	21	57
DH408021	2.1	4	21	57
DH408022	2.2	4	21	57
DH408023	2.3	4	21	57
DH408024	2.4	4	21	57
DH408025	2.5	4	21	57
DH408026	2.6	4	21	57
DH408027	2.7	4	21	57
DH408028	2.8	4	21	57
DH408029	2.9	4	21	57
DH408030	3.0	6	28	66
DH408031	3.1	6	28	66
DH408032	3.2	6	28	66
DH408033	3.3	6	28	66
DH408034	3.4	6	28	66
DH408035	3.5	6	28	66

ART.NR.	BOOR DIA	SCHACHT DIA	SPIRAAL LENGTE	TOTAAL LENGTE
TIALN	D1	D2	L1	L2
DH408036	3.6	6	28	66
DH408037	3.7	6	28	66
DH408038	3.8	6	36	74
DH408039	3.9	6	36	74
DH408040	4.0	6	36	74
DH408041	4.1	6	36	74
DH408042	4.2	6	36	74
DH408043	4.3	6	36	74
DH408044	4.4	6	36	74
DH408045	4.5	6	36	74
DH408046	4.6	6	36	74
DH408047	4.7	6	36	74
DH408048	4.8	6	44	82
DH408049	4.9	6	44	82
DH408050	5.0	6	44	82
DH408051	5.1	6	44	82
DH408052	5.2	6	44	82
DH408053	5.3	6	44	82
DH408054	5.4	6	44	82
DH408055	5.5	6	44	82
DH408056	5.6	6	44	82
DH408057	5.7	6	44	82
DH408058	5.8	6	44	82
DH408059	5.9	6	44	82
DH408060	6.0	6	44	82
DH408061	6.1	8	53	91

ART.NR.	BOOR DIA	SCHACHT DIA	SPIRAAL LENGTE	TOTAAL LENGTE
TIALN	**D1**	**D2**	**L1**	**L2**
DH408062	6.2	8	53	91
DH408063	6.3	8	53	91
DH408064	6.4	8	53	91
DH408065	6.5	8	53	91
DH408066	6.6	8	53	91
DH408067	6.7	8	53	91
DH408068	6.8	8	53	91
DH408069	6.9	8	53	91
DH408070	7.0	8	53	91
DH408071	7.1	8	53	91
DH408072	7.2	8	53	91
DH408073	7.3	8	53	91
DH408074	7.4	8	53	91
DH408075	7.5	8	53	91
DH408076	7.6	8	53	91
DH408077	7.7	8	53	91
DH408078	7.8	8	53	91
DH408079	7.9	8	53	91
DH408080	8.0	8	53	91
DH408081	8.1	10	61	103
DH408082	8.2	10	61	103
DH408083	8.3	10	61	103
DH408084	8.4	10	61	103
DH408085	8.5	10	61	103
DH408086	8.6	10	61	103
DH408087	8.7	10	61	103
DH408088	8.8	10	61	103
DH408089	8.9	10	61	103
DH408090	9.0	10	61	103
DH408091	9.1	10	61	103
DH408092	9.2	10	61	103
DH408093	9.3	10	61	103
DH408094	9.4	10	61	103
DH408095	9.5	10	61	103
DH408096	9.6	10	61	103
DH408097	9.7	10	61	103
DH408098	9.8	10	61	103
DH408099	9.9	10	61	103
DH408100	10.0	10	61	103
DH408101	10.1	12	71	118

ART.NR.	BOOR DIA	SCHACHT DIA	SPIRAAL LENGTE	TOTAAL LENGTE
TIALN	**D1**	**D2**	**L1**	**L2**
DH408102	10.2	12	71	118
DH408103	10.3	12	71	118
DH408104	10.4	12	71	118
DH408105	10.5	12	71	118
DH408106	10.6	12	71	118
DH408107	10.7	12	71	118
DH408108	10.8	12	71	118
DH408109	10.9	12	71	118
DH408110	11.0	12	71	118
DH408111	11.1	12	71	118
DH408112	11.2	12	71	118
DH408113	11.3	12	71	118
DH408114	11.4	12	71	118
DH408115	11.5	12	71	118
DH408116	11.6	12	71	118
DH408117	11.7	12	71	118
DH408118	11.8	12	71	118
DH408119	11.9	12	71	118
DH408120	12.0	12	71	118
DH408125	12.5	14	77	124
DH408130	13.0	14	77	124
DH408135	13.5	14	77	124
DH408140	14.0	14	77	124
DH408145	14.5	16	83	133
DH408150	15.0	16	83	133
DH408155	15.5	16	83	133
DH408160	16.0	16	83	133
DH408165	16.5	18	93	143
DH408170	17.0	18	93	143
DH408175	17.5	18	93	143
DH408180	18.0	18	93	143
DH408185	18.5	20	101	153
DH408190	19.0	20	101	153
DH408195	19.5	20	101	153
DH408200	20.0	20	101	153

VHM-BOREN - DIN 6537 HIGH FEED 3XD - MET KOELKANALEN

DGR493

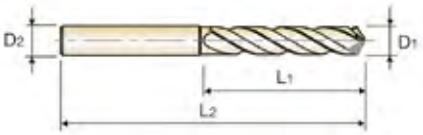

VOORDELEN :

- Toenemende productiviteit door voedingssnelheid die 1.5 tot 2 sneller is dan een 2-snijkant boor
- Meerlagige coating levert veel betere productiviteit en betrouwbaarheid.
- Zelf-centrerend

TOEPASSING :

- Boren van staal, legeringen, gietijzer, non-ferro materialen, abrasieve kunststoffen

ART.NR.	BOOR DIA	SCHACHT DIA	SPIRAAL LENGTE	TOTAAL LENGTE
H-COATING	D1	D2	L1	L2
DGR493050	5.0	6	28	66
DGR493051	5.1	6	28	66
DGR493052	5.2	6	28	66
DGR493053	5.3	6	28	66
DGR493055	5.5	6	28	66
DGR493058	5.8	6	28	66
DGR493060	6.0	6	28	66
DGR493065	6.5	8	34	79
DGR493068	6.8	8	34	79
DGR493070	7.0	8	34	79
DGR493080	8.0	8	41	79

ART.NR.	BOOR DIA	SCHACHT DIA	SPIRAAL LENGTE	TOTAAL LENGTE
H-COATING	D1	D2	L1	L2
DGR493085	8.5	10	47	89
DGR493090	9.0	10	47	89
DGR493100	10.0	10	47	89
DGR493102	10.2	12	55	102
DGR493105	10.5	12	55	102
DGR493110	11.0	12	55	102
DGR493120	12.0	12	55	102
DGR493130	13.0	14	60	107
DGR493140	14.0	14	60	107
DGR493150	15.0	16	65	115
DGR493160	16.0	16	65	115

VHM-BOREN - DIN 6537 HIGH FEED 5XD - MET KOELKANALEN

DGR495

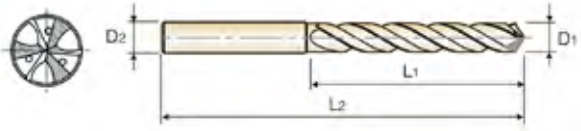

VOORDELEN :

- Toenemende productiviteit door voedingssnelheid die 1.5 tot 2 sneller is dan een 2-snijkant boor
- Meerlagige coating levert veel betere productiviteit en betrouwbaarheid.
- Zelf-centrerend

TOEPASSING :

- Boren van staal, legeringen, gietijzer, non-ferro materialen, abrasieve kunststoffen

ART.NR.	BOOR DIA	SCHACHT DIA	SPIRAAL LENGTE	TOTAAL LENGTE
H-COATING	**D1**	**D2**	**L1**	**L2**
DGR495050	5.0	6	44	82
DGR495051	5.1	6	44	82
DGR495052	5.2	6	44	82
DGR495053	5.3	6	44	82
DGR495055	5.5	6	44	82
DGR495058	5.8	6	44	82
DGR495060	6.0	6	44	82
DGR495065	6.5	8	53	91
DGR495068	6.8	8	53	91
DGR495070	7.0	8	53	91
DGR495080	8.0	8	53	91

ART.NR.	BOOR DIA	SCHACHT DIA	SPIRAAL LENGTE	TOTAAL LENGTE
H-COATING	**D1**	**D2**	**L1**	**L2**
DGR495085	8.5	10	61	103
DGR495090	9.0	10	61	103
DGR495100	10.0	10	61	103
DGR495102	10.2	12	71	118
DGR495105	10.5	12	71	118
DGR495110	11.0	12	71	118
DGR495120	12.0	12	71	118
DGR495130	13.0	14	77	124
DGR495140	14.0	14	77	124
DGR495150	15.0	16	83	133
DGR495160	16.0	16	83	133

TAPPEN

DRAADFREZEN



HM TAPPEN

ROLTAPPEN

SPIRAL FLUTE TAP

SPIRAL POINT TAP



STRAIGHT FLUTE TAP

SYNCHRO TAPPEN

HAND TAP

NUT TAPS



HSS-E TAPPEN VOOR BLINDE GATEN - METRISCH

TC804 - BLANK // TD804 - TIN GECOAT

- Voor multifunctioneel gebruik. Lange levensduur dankzij de speciale tap geometrie waarvoor YG-1 over een patent beschikt.

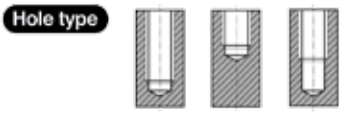

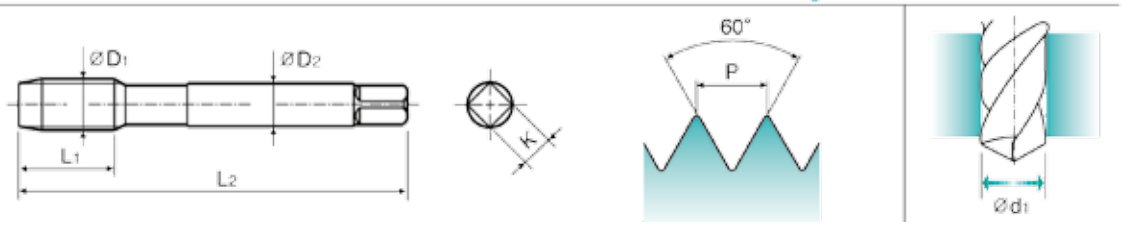

AFM.		STAP	ART.NR.		LENGTE DRAAD	TOTALE LENGTE	DIAMETER SCHACHT	VIERKANT	BOOR DIAMETER
ØD1		P	BLANK	TIN GECOAT	L1	L2	ØD2	K	ØD1
M2	X	0.4	TC804136	TD804136	8	45	2.8	2.1	1.6
M2.2	X	0.45	TC804156	TD804156	8	45	2.8	2.1	1.75
M2.3	X	0.4	TC804196	TD804196	8	45	2.8	2.1	1.9
M2.5	X	0.45	TC804176	TD804176	9	50	2.8	2.1	2.05
M2.6	X	0.45	TC804496	TD804496	9	50	2.8	2.1	2.1
M3	X	0.5	TC804206	TD804206	6	56	3.5	2.7	2.5
M3.5	X	0.6	TC804226	TD804226	7	56	4	3	2.9
M4	X	0.7	TC804246	TD804246	7	63	4.5	3.4	3.3
M4.5	X	0.75	TC804266	TD804266	8	70	6	4.9	3.7
M5	X	0.8	TC804286	TD804286	8	70	6	4.9	4.2
M6	X	1.0	TC804316	TD804316	10	80	6	4.9	5
M7	X	1.0	TC804346	TD804346	10	80	7	5.5	6
M8	X	1.25	TC804366	TD804366	13	90	8	6.2	6.8
M9	X	1.25	TC804396	TD804396	13	90	9	7	7.8
M10	X	1.5	TC804426	TD804426	15	100	10	8	8.5
M11	X	1.5	TC804466	TD804466	17	100	8	6.2	9.5
M12	X	1.75	TC804506	TD804506	18	110	9	7	10.2
M14	X	2.0	TC804546	TD804546	20	110	11	9	12
M16	X	2.0	TC804606	TD804606	20	110	12	9	14
M18	X	2.5	TC804656	TD804656	25	125	14	11	15.5
M20	X	2.5	TC804706	TD804706	25	140	16	12	17.5
M22	X	2.5	TC804746	TD804746	25	140	18	14.5	19.5
M24	X	3.0	TC804786	TD804786	30	160	18	14.5	21
M27	X	3.0	TC804866	TD804866	30	160	20	16	24
M30	X	3.5	TC804946	TD804946	35	180	22	18	26.5

HSS-E TAPPEN VOOR BLINDE GATEN - METRISCH FIJN

TC844 - BLANK // TD844 - TIN GECOAT

- Voor multifunctioneel gebruik. Lange levensduur dankzij de speciale tap geometrie waarvoor YG-1 over een patent beschikt.

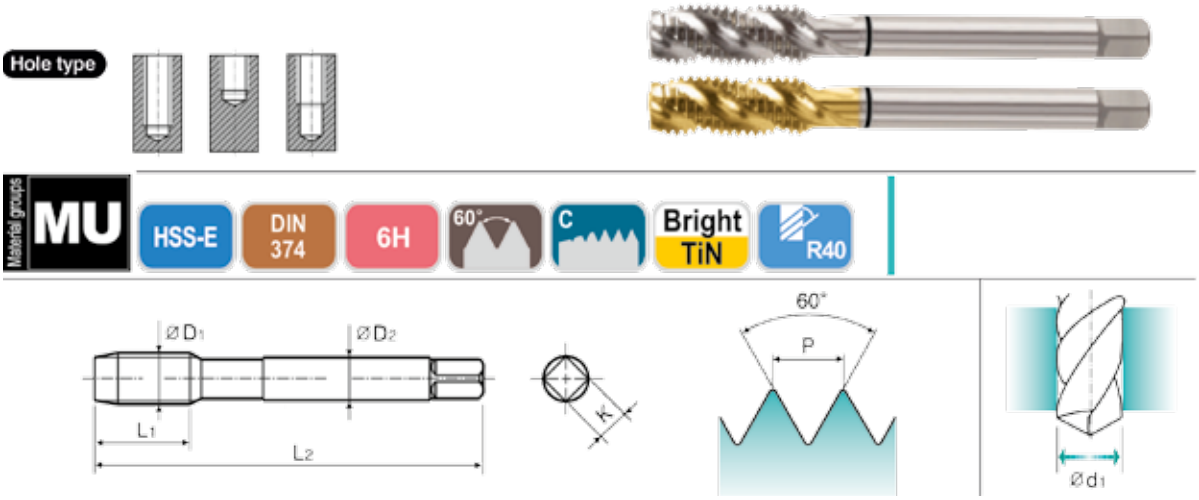

AFM.		STAP	ART.NR.	LENGTE DRAAD	TOTALE LENGTE	DIAMETER SCHACHT	VIERKANT	BOOR DIAMETER
ØD1		P	BLANK	TIN GECOAT	L1	L2	ØD2	K	ØD1
M4	X	0.5	TC844256	TD844256	5	63	2.8	2.1	3.5
M5	X	0.5	TC844296	TD844296	5	70	3.5	2.7	4.5
M6	X	0.75	TC844326	TD844326	8	80	4.5	3.4	5.2
M6	X	0.5	TC844336	TD844336	5	80	4.5	3.4	5.5
M7	X	0.75	TC844356	TD844356	10	80	5.5	4.3	6.2
M8	X	1.0	TC844376	TD844376	10	90	6	4.9	7
M8	X	0.75	TC844386	TD844386	8	80	6	4.9	7.2
M10	X	1.25	TC844436	TD844436	16	100	7	5.5	8.8
M10	X	1.0	TC844446	TD844446	10	90	7	5.5	9
M10	X	0.75	TC844456	TD844456	10	90	7	5.5	9.2
M12	X	1.5	TC844516	TD844516	15	100	9	7	10.5
M12	X	1.25	TC844526	TD844526	15	100	9	7	10.8
M12	X	1.0	TC844536	TD844536	11	100	9	7	11
M14	X	1.5	TC844556	TD844556	15	100	11	9	12.5
M14	X	1.25	TC844566	TD844566	15	100	11	9	12.8
M14	X	1.0	TC844576	TD844576	11	100	11	9	13
M16	X	1.5	TC844616	TD844616	15	100	12	9	14.5
M16	X	1.0	TC844626	TD844626	12	100	12	9	15
M18	X	1.5	TC844676	TD844676	17	110	14	11	16.5
M18	X	1.0	TC844686	TD844686	13	110	14	11	17
M20	X	1.5	TC844726	TD844726	17	125	16	12	18.5
M20	X	1.0	TC844736	TD844736	14	125	16	12	19
M22	X	1.5	TC844766	TD844766	17	125	18	14.5	20.5
M22	X	1.0	TC844776	TD844776	14	125	18	14.5	21
M24	X	2.0	TC844796	TD844796	20	140	18	14.5	22
M24	X	1.5	TC844806	TD844806	20	140	18	14.5	22.5
M26	X	1.5	TC844856	TD844856	20	140	18	14.5	24.5
M27	X	2.0	TC844876	TD844876	20	140	20	16	25
M27	X	1.5	TC844886	TD844886	20	140	20	16	25.5
M28	X	1.5	TC844916	TD844916	20	140	20	16	26.5
M30	X	2.0	TC844966	TD844966	22	150	22	18	28
M30	X	1.5	TC844976	TD844976	22	150	22	18	28.5

HSS-E TAPPEN VOOR DOORLOPENDE GATEN - METRISCH

TC814 - BLANK // TD814 - TIN GECOAT

- Voor multifunctioneel gebruik. Lange levensduur dankzij de speciale tap geometrie waarvoor YG-1 over een patent beschikt.

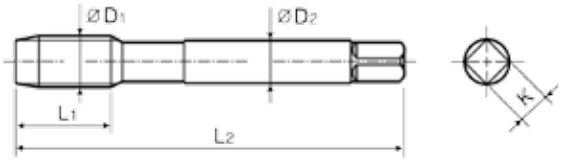

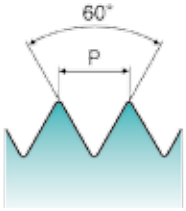

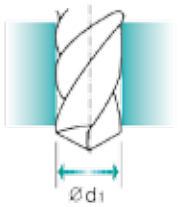

AFM.		STAP	ART.NR.	LENGTE DRAAD	TOTALE LENGTE	DIAMETER SCHACHT	VIERKANT	BOOR DIAMETER
ØD1		P	BLANK	TIN GECOAT	L1	L2	ØD2	K	ØD1
M2	X	0.4	TC814136	TD814136	8	45	2.8	2.1	1.6
M2.2	X	0.45	TC814156	TD814156	8	45	2.8	2.1	1.75
M2.3	X	0.4	TC814196	TD814196	8	45	2.8	2.1	1.9
M2.5	X	0.45	TC814176	TD814176	9	50	2.8	2.1	2.05
M2.6	X	0.45	TC814496	TD814496	9	50	2.8	2.1	2.1
M3	X	0.5	TC814206	TD814206	11	56	3.5	2.7	2.5
M3.5	X	0.6	TC814226	TD814226	12	56	4	3	2.9
M4	X	0.7	TC814246	TD814246	13	63	4.5	3.4	3.3
M4.5	X	0.75	TC814266	TD814266	14	70	6	4.9	3.7
M5	X	0.8	TC814286	TD814286	15	70	6	4.9	4.2
M6	X	1.0	TC814316	TD814316	17	80	6	4.9	5
M7	X	1.0	TC814346	TD814346	17	80	7	5.5	6
M8	X	1.25	TC814366	TD814366	20	90	8	6.2	6.8
M9	X	1.25	TC814396	TD814396	20	90	9	7	7.8
M10	X	1.5	TC814426	TD814426	22	100	10	8	8.5
M11	X	1.5	TC814466	TD814466	22	100	8	6.2	9.5
M12	X	1.75	TC814506	TD814506	24	110	9	7	10.2
M14	X	2.0	TC814546	TD814546	26	110	11	9	12
M16	X	2.0	TC814606	TD814606	27	110	12	9	14
M18	X	2.5	TC814656	TD814656	30	125	14	11	15.5
M20	X	2.5	TC814706	TD814706	32	140	16	12	17.5
M22	X	2.5	TC814746	TD814746	32	140	18	14.5	18.5
M24	X	3.0	TC814786	TD814786	34	160	18	14.5	21
M27	X	3.0	TC814866	TD814866	36	160	20	16	24
M30	X	3.5	TC8149	TD814946	40	180	22	18	26.5

HSS-E TAPPEN VOOR DOORLOPENDE GATEN - METRISCH FIJN

TC854 - BLANK // TD854 - TIN GECOAT

- Voor multifunctioneel gebruik. Lange levensduur dankzij de speciale tap geometrie waarvoor YG-1 over een patent beschikt.

Hole type

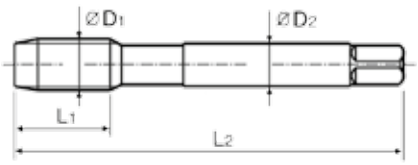

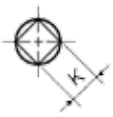

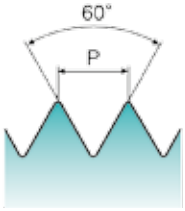

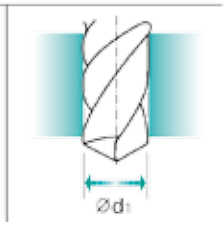

AFM.	STAP	ART.NR.	LENGTE DRAAD	TOTALE LENGTE	DIAMETER SCHACHT	VIERKANT	BOOR DIAMETER

ØD1		P	BLANK	TIN GECOAT	L1	L2	ØD2	K	ØD1
M4	X	0.5	TC854256	TD854256	10	63	2.8	2.1	3.5
M5	X	0.5	TC854296	TD854296	11	70	3.5	2.7	4.5
M6	X	0.75	TC854326	TD854326	13	80	4.5	3.4	5.2
M6	X	0.5	TC854336	TD854336	13	80	4.5	3.4	5.5
M7	X	0.75	TC854356	TD854356	14	80	5.5	4.3	6.2
M8	X	1.0	TC854376	TD854376	17	90	6	4.9	7
M8	X	0.75	TC854386	TD854386	14	80	6	4.9	7.2
M10	X	1.25	TC854436	TD854436	22	100	7	5.5	8.8
M10	X	1.0	TC854446	TD854446	18	90	7	5.5	9
M10	X	0.75	TC854456	TD854456	18	90	7	5.5	9.2
M12	X	1.5	TC854516	TD854516	22	100	9	7	10.5
M12	X	1.25	TC854526	TD854526	22	100	9	7	10.8
M12	X	1.0	TC854536	TD854536	18	100	9	7	11
M14	X	1.5	TC854556	TD854556	22	100	11	9	12.5
M14	X	1.25	TC854566	TD854566	22	100	11	9	12.8
M14	X	1.0	TC854576	TD854576	18	100	11	9	13
M16	X	1.5	TC854616	TD854616	22	100	12	9	14.5
M16	X	1.0	TC854626	TD854626	18	100	12	9	15
M18	X	1.5	TC854676	TD854676	25	110	14	11	16.5
M18	X	1.0	TC854686	TD854686	20	110	14	11	17
M20	X	1.5	TC854726	TD854726	25	125	16	12	18.5
M20	X	1.0	TC854736	TD854736	20	125	16	12	19
M22	X	1.5	TC854766	TD854766	25	125	18	14.5	20.5
M22	X	1.0	TC854776	TD854776	20	125	18	14.5	21
M24	X	2.0	TC854796	TD854796	27	140	18	14.5	22
M24	X	1.5	TC854806	TD854806	27	140	18	14.5	22.5
M26	X	1.5	TC854856	TD854856	28	140	18	14.5	24.5
M27	X	2.0	TC854876	TD854876	28	140	20	16	25
M27	X	1.5	TC854886	TD854886	28	140	20	16	25.5
M28	X	1.5	TC854916	TD854916	28	140	20	16	26.5
M30	X	2.0	TC854966	TD854966	30	150	22	18	28
M30	X	1.5	TC854976	TD854976	30	150	22	18	28.5

HSS-PM TAPPEN VOOR BLINDE GATEN - METRISCH / GOED VOOR INOX

TQ744 // TB744 - DAMPBEHANDELD

- Voor multifunctioneel gebruik. Lange levensduur dankzij de speciale tap geometrie waarvoor YG-1 over een patent beschikt.

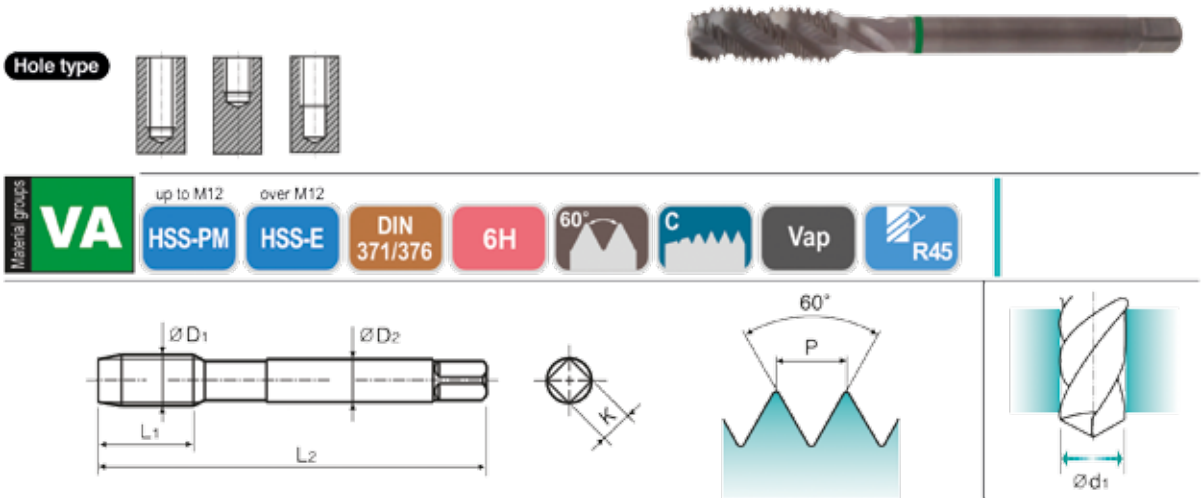

AFM.		STAP	ART.NR.	LENGTE DRAAD	TOTALE LENGTE	DIAMETER SCHACHT	VIERKANT	BOOR DIAMETER
ØD1		**P**		**L1**	**L2**	**ØD2**	**K**	**ØD1**
M2	X	0.4	TQ744136	8	45	2.8	2.1	1.6
M2.2	X	0.45	TQ744156	8	45	2.8	2.1	1.75
M2.3	X	0.4	TQ744196	8	45	2.8	2.1	1.9
M2.5	X	0.45	TQ744176	9	50	2.8	2.1	2.05
M2.6	X	0.45	TQ744496	9	50	2.8	2.1	2.1
M3	X	0.5	TQ744206	6	56	3.5	2.7	2.5
M3.5	X	0.6	TQ744226	7	56	4	3	2.9
M4	X	0.7	TQ744246	7	63	4.5	3.4	3.3
M4.5	X	0.75	TQ744266	8	70	6	4.9	3.7
M5	X	0.8	TQ744286	8	70	6	4.9	4.2
M6	X	1.0	TQ744316	10	80	6	4.9	5
M7	X	1.0	TQ744346	10	80	7	5.5	6
M8	X	1.25	TQ744366	13	90	8	6.2	6.8
M9	X	1.25	TQ744396	13	90	9	7	7.8
M10	X	1.5	TQ744426	15	100	10	8	8.5
M11	X	1.5	TQ744466	17	100	8	6.2	9.5
M12	X	1.75	TQ744506	18	110	9	7	10.2
M14	X	2.0	TB744546	20	110	11	9	12
M16	X	2.0	TB744606	20	110	12	9	14
M18	X	2.5	TB744656	25	125	14	11	15.5
M20	X	2.5	TB744706	25	140	16	12	17.5
M22	X	2.5	TB744746	25	140	18	14.5	18.5
M24	X	3.0	TB744786	30	160	18	14.5	21
M27	X	3.0	TB744866	30	160	20	16	24
M30	X	3.5	TB744946	35	180	22	18	26.5

HSS-PM TAPPEN VOOR DOORLOPENE GATEN - METRISCH / GOED VOOR INOX

TQ428 // TB428 -DAMPBEHANDELD

- Voor multifunctioneel gebruik. Lange levensduur dankzij de speciale tap geometrie waarvoor YG-1 over een patent beschikt.

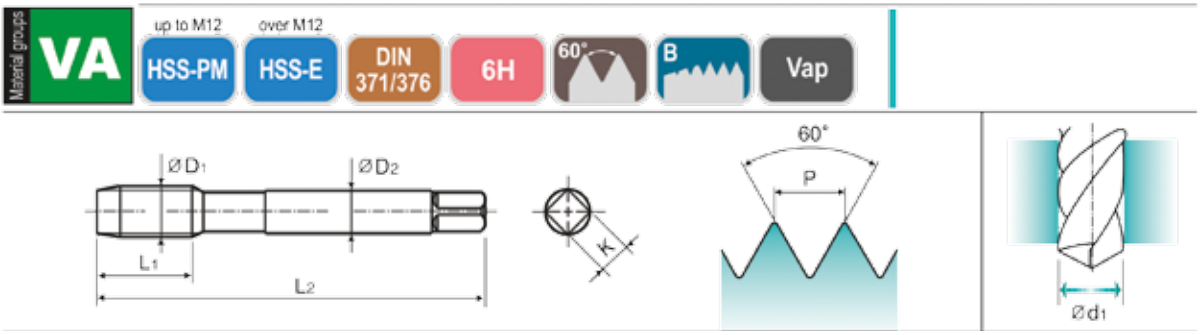

AFM.		STAP	ART.NR.	LENGTE DRAAD	TOTALE LENGTE	DIAMETER SCHACHT	VIERKANT	BOOR DIAMETER
ØD1		P		L1	L2	ØD2	K	ØD1
M2	X	0.4	TQ428136	8	45	2.8	2.1	1.6
M2.2	X	0.45	TQ428156	8	45	2.8	2.1	1.75
M2.3	X	0.4	TQ428196	8	45	2.8	2.1	1.9
M2.5	X	0.45	TQ428176	9	50	2.8	2.1	2.05
M2.6	X	0.45	TQ428496	9	50	2.8	2.1	2.1
M3	X	0.5	TQ428206	11	56	3.5	2.7	2.5
M3.5	X	0.6	TQ428226	12	56	4	3	2.9
M4	X	0.7	TQ428246	13	63	4.5	3.4	3.3
M4.5	X	0.75	TQ428266	14	70	6	4.9	3.7
M5	X	0.8	TQ428286	15	70	6	4.9	4.2
M6	X	1.0	TQ428316	17	80	6	4.9	5
M7	X	1.0	TQ428346	17	80	7	5.5	6
M8	X	1.25	TQ428366	20	90	8	6.2	6.8
M9	X	1.25	TQ428396	20	90	9	7	7.8
M10	X	1.5	TQ428426	22	100	10	8	8.5
M11	X	1.5	TQ428466	22	100	8	6.2	9.5
M12	X	1.75	TQ428506	24	110	9	7	10.2
M14	X	2.0	TB428546	26	110	11	9	12
M16	X	2.0	TB428606	27	110	12	9	14
M18	X	2.5	TB428656	30	125	14	11	15.5
M20	X	2.5	TB428706	32	140	16	12	17.5
M22	X	2.5	TB428746	32	140	18	14.5	18.5
M24	X	3.0	TB428786	34	160	18	14.5	21
M27	X	3.0	TB428866	36	160	20	16	24
M30	X	3.5	TB428946	40	180	22	18	26.5

EXTRA LANGE HSS-E TAPPEN - METRISCH

TC445

- Voor multifunctioneel gebruik. Lange levensduur dankzij de speciale tap geometrie waarvoor YG-1 over een patent beschikt.

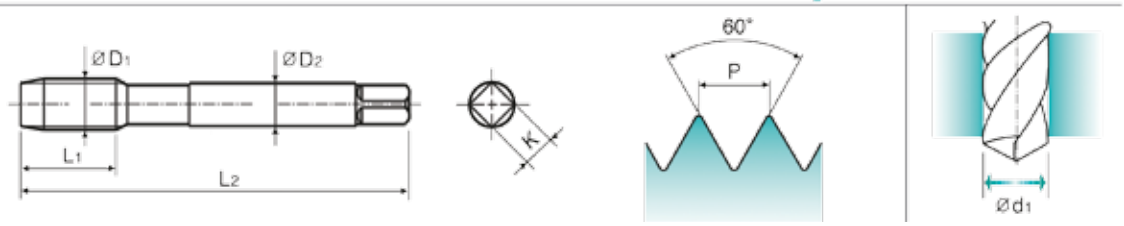

AFM.		STAP	ART.NR.	LENGTE DRAAD	TOTALE LENGTE	DIAMETER SCHACHT	VIERKANT	BOOR DIAMETER
ØD1		**P**		**L1**	**L2**	**ØD2**	**K**	**ØD1**
M3	X	0.5	TC445206	11	100	3.5	2.7	2.5
M4	X	0.7	TC445246	13	125	4.5	3.4	3.3
M5	X	0.8	TC445286	15	140	6	4.9	4.2
M6	X	1.0	TC445316	17	160	6	4.9	5
M8	X	1.25	TC445366	20	180	6	4.9	6.8
M10	X	1.5	TC445426	22	200	7	5.5	8.5
M12	X	1.75	TC445506	24	220	9	7	10.2
M14	X	2.0	TC445546	26	220	11	9	12
M16	X	2.0	TC445606	27	220	12	9	14
M20	X	2.5	TC445706	32	280	16	12	17.5

FREZEN

CARBIDE INSERT END MILLS

CBN END MILLS

X5070

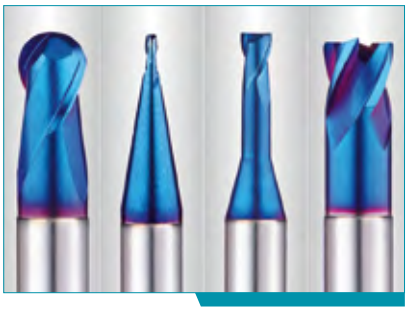

4G



JETPOWER

V7 MILLS

STD VHM

TANKPOWER - POEDERSTAAL



HSS FREZEN

HSS CO8% - 2 LIPPIGE SPIEBAANFREZEN KORT - WELDON

E2570 - BLANK // EQ570 - TIALN GECOAT

ART.NR.	ART.NR.	DIAMETER FREES	DIAMETER SCHACHT	SNIJLENGTE	TOTALE LENGTE
BLANK	**TIALN**	**E8**	**H6**		
E2570010	EQ570010	1.0	6	2.5	47
E2570015	EQ570015	1.5	6	3	47
E2570020	EQ570020	2.0	6	4	48
E2570025	EQ570025	2.5	6	5	49
E2570028	EQ570028	2.8	6	5	49
E2570030	EQ570030	3.0	6	5	49
E2570035	EQ570035	3.5	6	6	50
E2570038	EQ570038	3.8	6	7	51
E2570040	EQ570040	4.0	6	7	51
E2570045	EQ570045	4.5	6	7	51
E2570048	EQ570048	4.8	6	8	52
E2570050	EQ570050	5.0	6	8	52
E2570055	EQ570055	5.5	6	8	52
E2570957	EQ570957	5.75	6	8	52
E2570060	EQ570060	6.0	6	8	52
E2570065	EQ570065	6.5	10	10	60
E2570967	EQ570967	6.75	10	10	60
E2570070	EQ570070	7.0	10	10	60
E2570075	EQ570075	7.5	10	10	60
E2570977	EQ570977	7.75	10	11	61
E2570080	EQ570080	8.0	10	11	61
E2570085	EQ570085	8.5	10	11	61
E2570087	EQ570087	8.7	10	11	61
E2570090	EQ570090	9.0	10	11	61
E2570095	EQ570095	9.5	10	11	61
E2570097	EQ570097	9.7	10	13	63
E2570100	EQ570100	10.0	10	13	63
E2570105	EQ570105	10.5	12	13	70
E2570107	EQ570107	10.7	12	13	70
E2570110	EQ570110	11.0	12	13	70
E2570115	EQ570115	11.5	12	13	70
E2570117	EQ570117	11.7	12	16	73
E2570120	EQ570120	12.0	12	16	73
E2570125	EQ570125	12.5	12	16	73
E2570127	EQ570127	12.7	12	16	73
E2570130	EQ570130	13.0	12	16	73

ART.NR.	ART.NR.	DIAMETER FREES	DIAMETER SCHACHT	SNIJLENGTE	TOTALE LENGTE
BLANK	**TIALN**	**E8**	**H6**		
E2570135	EQ570135	13.5	12	16	73
E2570137	EQ570137	13.7	12	16	73
E2570140	EQ570140	14.0	12	16	73
E2570147	EQ570147	14.7	12	16	73
E2570150	EQ570150	15.0	12	16	73
E2570157	EQ570157	15.7	16	19	79
E2570160	EQ570160	16.0	16	19	79
E2570167	EQ570167	16.7	16	19	79
E2570170	EQ570170	17.0	16	19	79
E2570177	EQ570177	17.7	16	19	79
E2570180	EQ570180	18.0	16	19	79
E2570190	EQ570190	19.0	16	19	79
E2570197	EQ570197	19.7	20	22	88
E2570920	EQ570920	20.0	16	22	82
E2570200	EQ570200	20.0	20	22	88
E2570210	EQ570210	21.0	20	22	88
E2570220	EQ570220	22.0	20	22	88
E2570922	EQ570922	22.0	25	22	98
E2570240	EQ570240	24.0	25	26	102
E2570250	EQ570250	25.0	25	26	102
E2570260	EQ570260	26.0	25	26	102
E2570270	EQ570270	27.0	25	26	102
E2570280	EQ570280	28.0	25	26	102
E2570290	EQ570290	29.0	25	26	102
E2570300	EQ570300	30.0	25	26	102
E2570320	EQ570320	32.0	32	32	112
E2570340	EQ570340	34.0	32	32	112
E2570350	EQ570350	35.0	32	32	112
E2570360	EQ570360	36.0	32	32	112
E2570380	EQ570380	38.0	32	38	118
E2570938	EQ570938	38.0	40	38	130
E2570400	EQ570400	40.0	32	38	118
E2570903	EQ570903	40.0	40	38	130

HSS CO8% - 2 LIPPIGE SPIEBAANFREZEN LANG - WELDON

E2571 - BLANK // EQ571 - TIALN GECOAT

ART.NR.	ART.NR.	DIAMETER FREES	DIAMETER SCHACHT	SNIJLENGTE	TOTALE LENGTE
BLANK	**TIALN**	**E8**	**H6**		
E2571015	EQ571015	1.5	6	7	51
E2571020	EQ571020	2.0	6	7	51
E2571025	EQ571025	2.5	6	8	52
E2571030	EQ571030	3.0	6	8	52
E2571035	EQ571035	3.5	6	10	54
E2571040	EQ571040	4.0	6	11	55
E2571045	EQ571045	4.5	6	11	55
E2571050	EQ571050	5.0	6	13	57
E2571055	EQ571055	5.5	6	13	57
E2571060	EQ571060	6.0	6	13	57
E2571065	EQ571065	6.5	10	16	66
E2571070	EQ571070	7.0	10	16	66
E2571075	EQ571075	7.5	10	16	66
E2571080	EQ571080	8.0	10	19	69
E2571085	EQ571085	8.5	10	19	69
E2571090	EQ571090	9.0	10	19	69
E2571095	EQ571095	9.5	10	19	69
E2571100	EQ571100	10.0	10	22	72
E2571110	EQ571110	11.0	12	22	79
E2571120	EQ571120	12.0	12	26	83
E2571130	EQ571130	13.0	12	26	83
E2571140	EQ571140	14.0	12	26	83
E2571150	EQ571150	15.0	12	26	83
E2571160	EQ571160	16.0	16	32	92
E2571180	EQ571180	18.0	16	32	92
E2571200	EQ571200	20.0	20	38	104
E2571220	EQ571220	22.0	20	38	104
E2571240	EQ571240	24.0	25	45	121
E2571250	EQ571250	25.0	25	45	121
E2571260	EQ571260	26.0	25	45	121
E2571270	EQ571270	27.0	25	45	121
E2571280	EQ571280	28.0	25	45	121
E2571300	EQ571300	30.0	25	45	121
E2571320	EQ571320	32.0	32	53	133
E2571400	EQ571400	40.0	40	63	155

HSS CO8% - 2 LIPPIGE SPIEBAANFREZEN EXTRA LANG - WELDON

E2510 – BLANK // EQ510 TIALN GECOAT

ART.NR.	ART.NR.	DIAMETER FREES	DIAMETER SCHACHT	SNIJLENGTE	TOTALE LENGTE
BLANK	**TIALN**	**E8**	**H6**		
E2510025	EQ510025	2.5	6	8	56
E2510030	EQ510030	3.0	6	8	56
E2510035	EQ510035	3.5	6	10	59
E2510040	EQ510040	4.0	6	11	63
E2510045	EQ510045	4.5	6	11	63
E2510050	EQ510050	5.0	6	13	68
E2510055	EQ510055	5.5	6	13	68
E2510060	EQ510060	6.0	6	13	68
E2510065	EQ510065	6.5	10	16	80
E2510070	EQ510070	7.0	10	16	80
E2510080	EQ510080	8.0	10	19	88
E2510085	EQ510085	8.5	10	19	88
E2510090	EQ510090	9.0	10	19	88
E2510100	EQ510100	10.0	10	22	95
E2510120	EQ510120	12.0	12	26	110
E2510140	EQ510140	14.0	12	26	110
E2510160	EQ510160	16.0	16	32	123
E2510180	EQ510180	18.0	16	32	123
E2510200	EQ510200	20.0	20	38	141
E2510220	EQ510220	22.0	20	38	141
E2510240	EQ510240	24.0	25	45	166
E2510250	EQ510250	25.0	25	45	166
E2510260	EQ510260	26.0	25	45	166
E2510280	EQ510280	28.0	25	45	166
E2510300	EQ510300	30.0	25	45	166
E2510320	EQ510320	32.0	32	53	186
E2510360	EQ510360	36.0	32	53	186
E2510400	EQ510400	40.0	32	63	207
E2510940	EQ510940	40.0	40	63	217

HSS CO8% - 4&6 LIPPIGE VINGERFREZEN KORT - WELDON

E2595 + E2596 - BLANK // EQ595 + EQ596 - TIALN GECOAT

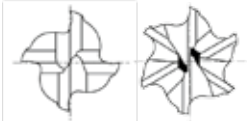

ART.NR.	ART.NR.	DIAMETER FREES	DIAMETER SCHACHT	SNIJ LENGTE	TOTALE LENGTE	AANT. LIPPEN
BLANK	**TIALN**					
E2595020	EQ595020	2.0	6	7	51	4
E2595030	EQ595030	3.0	6	8	52	4
E2595040	EQ595040	4.0	6	11	55	4
E2595050	EQ595050	5.0	6	13	57	4
E2595060	EQ595060	6.0	6	13	57	4
E2595070	EQ595070	7.0	10	16	66	4
E2595080	EQ595080	8.0	10	19	69	4
E2595090	EQ595090	9.0	10	19	69	4
E2595100	EQ595100	10.0	10	22	72	4
E2595110	EQ595110	11.0	12	22	79	4
E2595120	EQ595120	12.0	12	26	83	4
E2595130	EQ595130	13.0	12	26	83	4
E2595140	EQ595140	14.0	12	26	83	4
E2595150	EQ595150	15.0	12	26	83	4
E2595160	EQ595160	16.0	16	32	92	4
E2595170	EQ595170	17.0	16	32	92	4
E2595180	EQ595180	18.0	16	32	92	4
E2595190	EQ595190	19.0	16	32	92	4
E2595920	EQ595920	20.0	16	38	98	4
E2595200	EQ595200	20.0	20	38	104	4
E2595220	EQ595220	22.0	20	38	104	4
E2595250	EQ595250	25.0	25	45	121	4
E2596220	EQ596220	22.0	20	38	104	6
E2596240	EQ596240	24.0	25	45	121	6
E2596250	EQ596250	25.0	25	45	121	6
E2596260	EQ596260	26.0	25	45	121	6
E2596280	EQ596280	28.0	25	45	121	6
E2596300	EQ596300	30.0	25	45	121	6
E2596320	EQ596320	32.0	32	53	133	6
E2596340	EQ596340	34.0	32	53	133	6
E2596350	EQ596350	35.0	32	53	133	6
E2596360	EQ596360	36.0	32	53	133	6
E2596380	EQ596380	38.0	32	63	143	6
E2596901	EQ596901	40.0	32	63	143	6
E2596400	EQ596400	40.0	40	63	155	6

HSS CO8% - 4&6 LIPPIGE VINGERFREZEN LANG - WELDON

E2597 + E2598 - BLANK // EQ597 + EQ598 - TIALN GECOAT

ART.NR.	ART.NR.	DIAMETER FREES	DIAMETER SCHACHT	SNIJ LENGTE	TOTALE LENGTE	AANT. LIPPEN
BLANK	**TIALN**					
E2597020	EQ597020	2.0	6	10	54	4
E2597025	EQ597025	2.5	6	12	56	4
E2597030	EQ597030	3.0	6	12	56	4
E2597035	EQ597035	3.5	6	15	59	4
E2597040	EQ597040	4.0	6	19	63	4
E2597045	EQ597045	4.5	6	19	63	4
E2597050	EQ597050	5.0	6	24	68	4
E2597055	EQ597055	5.5	6	24	68	4
E2597060	EQ597060	6.0	6	24	68	4
E2597070	EQ597070	7.0	10	30	80	4
E2597080	EQ597080	8.0	10	38	88	4
E2597090	EQ597090	9.0	10	38	88	4
E2597100	EQ597100	10.0	10	45	95	4
E2597110	EQ597110	11.0	12	45	102	4
E2597120	EQ597120	12.0	12	53	110	4
E2597130	EQ597130	13.0	12	53	110	4
E2597140	EQ597140	14.0	12	53	110	4
E2597150	EQ597150	15.0	12	53	110	4
E2597160	EQ597160	16.0	16	63	123	4
E2597170	EQ597170	17.0	16	63	123	4
E2597180	EQ597180	18.0	16	63	123	4
E2597190	EQ597190	19.0	16	63	123	4
E2597200	EQ597200	20.0	20	75	141	4
E2598220	EQ598220	22.0	20	75	141	6
E2598240	EQ598240	24.0	25	90	166	6
E2598250	EQ598250	25.0	25	90	166	6
E2598260	EQ598260	26.0	25	90	166	6
E2598280	EQ598280	28.0	25	90	166	6
E2598300	EQ598300	30.0	25	90	166	6
E2598320	EQ598320	32.0	32	106	186	6
E2598360	EQ598360	36.0	32	106	186	6
E2598400	EQ598400	40.0	40	125	217	6

HSS CO8% - 2 LIPPIGE RADIUSFREZEN LANG - WELDON

E2492 - BLANK // EQ492 - TIALN GECOAT

ART.NR.	ART.NR.	RADIUS BALL NOSE	DIAMETER FREES	DIAMETER SCHACHT	SNIJ LENGTE	TOTALE LENGTE
BLANK	**TIALN**	**R (±0.02)**	**E8**	**H6**		
E2492020	EQ492020	R1.0	2.0	6	7	54
E2492030	EQ492030	R1.5	3.0	6	8	56
E2492040	EQ492040	R2.0	4.0	6	11	63
E2492050	EQ492050	R2.5	5.0	6	13	68
E2492060	EQ492060	R3.0	6.0	6	13	68
E2492070	EQ492070	R3.5	7.0	10	16	80
E2492080	EQ492080	R4.0	8.0	10	19	88
E2492090	EQ492090	R4.5	9.0	10	19	88
E2492100	EQ492100	R5.0	10.0	10	22	95
E2492110	EQ492110	R5.5	11.0	12	22	102
E2492120	EQ492120	R6.0	12.0	12	26	110
E2492130	EQ492130	R6.5	13.0	12	26	110
E2492140	EQ492140	R7.0	14.0	12	26	110
E2492150	EQ492150	R7.5	15.0	12	26	110
E2492160	EQ492160	R8.0	16.0	16	32	123
E2492170	EQ492170	R8.5	17.0	16	32	123
E2492180	EQ492180	R9.0	18.0	16	32	123
E2492190	EQ492190	R9.5	19.0	16	32	123
E2492200	EQ492200	R10.0	20.0	20	38	141
E2492220	EQ492220	R11.0	22.0	20	38	141
E2492240	EQ492240	R12.0	24.0	25	45	166
E2492250	EQ492250	R12.5	25.0	25	45	166
E2492260	EQ492260	R13.0	26.0	25	45	166
E2492280	EQ492280	R14.0	28.0	25	45	166
E2492300	EQ492300	R15.0	30.0	25	45	166

HSS CO8% - 4&6 LIPPIGE RADIUSFREZEN LANG - WELDON

E2429 - BLANK // EQ429 - TIALN GECOAT

ART.NR.		RADIUS	DIAMETER FREES	DIAMETER SCHACHT	SNIJ LENGTE	TOTALE LENGTE	AANTAL LIPPEN
BLANK	**TIALN**	**R (±0.02)**	**E8**	**H6**			
E2429100	EQ429100	R5.0	10.0	10	45	95	4
E2429120	EQ429120	R6.0	12.0	12	53	110	4
E2429160	EQ429160	R8.0	16.0	16	63	123	4
E2429200	EQ429200	R10.0	20.0	20	75	141	4
E2429250	EQ429250	R12.5	25.0	25	90	166	6

HSS CO8% - RUWFREES KORT - GROF

E2571 - BLANK // EQ751 - TIALN GECOAT

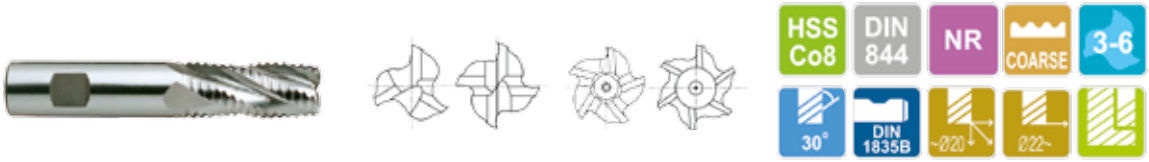

ART.NR.		DIAMETER FREES	DIAMETER SCHACHT	SNIJ LENGTE	TOTALE LENGTE	AANTAL LIPPEN
BLANK	**TIALN**	**JS12**	**H6**			
E2751060	EQ751060	6.0	6	13	57	3
E2751070	EQ751070	7.0	10	16	66	3
E2751080	EQ751080	8.0	10	19	69	3
E2751090	EQ751090	9.0	10	19	69	3
E2751095	EQ751095	9.5	10	19	69	3
E2751100	EQ751100	10.0	10	22	72	4
E2751110	EQ751110	11.0	12	22	79	4
E2751120	EQ751120	12.0	12	26	83	4
E2751125	EQ751125	12.5	12	26	83	4
E2751130	EQ751130	13.0	12	26	83	4
E2751140	EQ751140	14.0	12	26	83	4
E2751145	EQ751145	14.5	12	26	83	4
E2751150	EQ751150	15.0	12	26	83	4
E2751160	EQ751160	16.0	16	32	92	4
E2751170	EQ751170	17.0	16	32	92	4
E2751180	EQ751180	18.0	16	32	92	4
E2751190	EQ751190	19.0	16	32	92	4
E2751200	EQ751200	20.0	20	38	104	4
E2751901	EQ751901	20.0	16	38	98	4
E2751220	EQ751220	22.0	20	38	104	5
E2751240	EQ751240	24.0	25	45	121	5
E2751250	EQ751250	25.0	25	45	121	5
E2751260	EQ751260	26.0	25	45	121	6
E2751280	EQ751280	28.0	25	45	121	6
E2751300	EQ751300	30.0	25	45	121	6

HSS CO8% - RUWFREES LANG - GROF

E2752 BLANK // EQ752 TIALN GECOAT

ART.NR.		DIAMETER FREES	DIAMETER SCHACHT	SNIJ LENGTE	TOTALE LENGTE	AANT. LIPPEN
BLANK	**TIALN**	**JS12**	**H6**			
E2752060	EQ752060	6.0	6	24	68	3
E2752070	EQ752070	7.0	10	30	80	3
E2752080	EQ752080	8.0	10	38	88	3
E2752090	EQ752090	9.0	10	38	88	3
E2752100	EQ752100	10.0	10	45	95	4
E2752110	EQ752110	11.0	12	45	102	4
E2752120	EQ752120	12.0	12	53	110	4
E2752130	EQ752130	13.0	12	53	110	4
E2752140	EQ752140	14.0	12	53	110	4
E2752150	EQ752150	15.0	12	53	110	4
E2752160	EQ752160	16.0	16	63	123	4
E2752170	EQ752170	17.0	16	63	123	4
E2752180	EQ752180	18.0	16	63	123	4
E2752190	EQ752190	19.0	16	63	123	4
E2752200	EQ752200	20.0	20	75	141	4
E2752901	EQ752901	20.0	16	75	135	4
E2752220	EQ752220	22.0	20	75	141	5
E2752902	EQ752902	22.0	25	75	151	5
E2752240	EQ752240	24.0	25	90	166	5
E2752250	EQ752250	25.0	25	90	166	5
E2752260	EQ752260	26.0	25	90	166	6
E2752280	EQ752280	28.0	25	90	166	6
E2752300	EQ752300	30.0	25	90	166	6
E2752320	EQ752320	32.0	32	106	186	6
E2752350	EQ752350	35.0	32	106	186	6
E2752360	EQ752360	36.0	32	106	186	6
E2752380	EQ752380	38.0	32	125	217	6
E2752938	EQ752938	38.0	40	125	217	6
E2752400	EQ752400	40.0	32	125	217	6
E2752940	EQ752940	40.0	40	125	217	6

HSS CO8% - RUWFREES KORT - FIJN

E2753 - FLAT SHANK // EQ753 - FLAT SHANK

ART.NR.	ART.NR.	DIAMETER FREES	DIAMETER SCHACHT	SNIJ LENGTE	TOTALE LENGTE	AANT. LIPPEN
BLANK	**TIALN**	**JS12**	**H6**			
E2753060	EQ753060	6.0	6	13	57	3
E2753070	EQ753070	7.0	10	16	66	3
E2753080	EQ753080	8.0	10	19	69	3
E2753090	EQ753090	9.0	10	19	69	3
E2753100	EQ753100	10.0	10	22	72	4
E2753110	EQ753110	11.0	12	22	79	4
E2753120	EQ753120	12.0	12	26	83	4
E2753130	EQ753130	13.0	12	26	83	4
E2753140	EQ753140	14.0	12	26	83	4
E2753150	EQ753150	15.0	12	26	83	4
E2753160	EQ753160	16.0	16	32	92	4
E2753180	EQ753180	18.0	16	32	92	4
E2753200	EQ753200	20.0	20	38	104	4
E2753250	EQ753250	25.0	25	45	121	5
E2753280	EQ753280	28.0	25	45	121	6
E2753300	EQ753300	30.0	25	45	121	6
E2753320	EQ753320	32.0	32	53	133	6
E2753350	EQ753350	35.0	32	53	133	6
E2753400	EQ753400	40.0	32	63	155	6

HSS CO8% - RUWFREES LANG - FIJN

E2762 - FLAT SHANK // EQ762 - FLAT SHANK

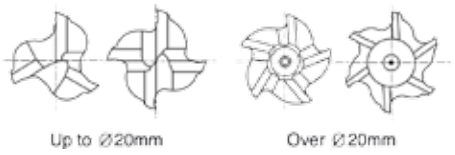

ART.NR.		DIAMETER FREES	DIAMETER SCHACHT	SNIJ LENGTE	TOTALE LENGTE	AANT. LIPPEN
BLANK	**TIALN**	**JS12**	**H6**			
E2762060	EQ762060	6.0	6	24	68	3
E2762070	EQ762070	7.0	10	30	80	3
E2762080	EQ762080	8.0	10	38	88	3
E2762090	EQ762090	9.0	10	38	88	3
E2762100	EQ762100	10.0	10	45	95	4
E2762110	EQ762110	11.0	12	45	102	4
E2762120	EQ762120	12.0	12	53	110	4
E2762130	EQ762130	13.0	12	53	110	4
E2762140	EQ762140	14.0	12	53	110	4
E2762150	EQ762150	15.0	12	53	110	4
E2762160	EQ762160	16.0	16	63	123	4
E2762170	EQ762170	17.0	16	63	123	4
E2762180	EQ762180	18.0	16	63	123	4
E2762190	EQ762190	19.0	16	63	123	4
E2762200	EQ762200	20.0	20	75	141	4
E2762220	EQ762220	22.0	20	75	141	5
E2762240	EQ762240	24.0	25	90	166	5
E2762250	EQ762250	25.0	25	90	166	5
E2762260	EQ762260	26.0	25	90	166	6
E2762280	EQ762280	28.0	25	90	166	6
E2762300	EQ762300	30.0	25	90	166	6
E2762320	EQ762320	32.0	32	106	186	6
E2762350	EQ762350	35.0	32	106	186	6
E2762360	EQ762360	36.0	32	106	186	6
E2762380	EQ762380	38.0	32	125	217	6
E2762400	EQ762400	40.0	32	125	217	6
E2762940	EQ762940	40.0	40	125	217	6

HSS CO8% - MULTI FLUTE RUWEN EN AFWERKEN KORT

E2754 - FLAT SHANK // EQ754 - FLAT SHANK

Up to Ø20mm

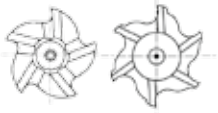

Over Ø20mm

ART.NR.	ART.NR.	DIAMETER FREES	DIAMETER SCHACHT	SNIJ LENGTE	TOTALE LENGTE	AANT. LIPPEN
BLANK	**TIALN**	**K10**	**H6**			
E2754060	EQ754060	6.0	6	13	57	3
E2754070	EQ754070	7.0	10	16	66	3
E2754080	EQ754080	8.0	10	19	69	4
E2754090	EQ754090	9.0	10	19	69	4
E2754100	EQ754100	10.0	10	22	72	4
E2754110	EQ754110	11.0	12	22	79	4
E2754120	EQ754120	12.0	12	26	83	4
E2754130	EQ754130	13.0	12	26	83	4
E2754140	EQ754140	14.0	12	26	83	4
E2754150	EQ754150	15.0	12	26	83	4
E2754160	EQ754160	16.0	16	32	92	4
E2754180	EQ754180	18.0	16	32	92	4
E2754200	EQ754200	20.0	20	38	104	4
E2754220	EQ754220	22.0	20	38	104	5
E2754250	EQ754250	25.0	25	45	121	5
E2754280	EQ754280	28.0	25	45	121	5
E2754300	EQ754300	30.0	25	45	121	5
E2754320	EQ754320	32.0	32	53	133	5
E2754360	EQ754360	36.0	32	53	133	6
E2754400	EQ754400	40.0	32	63	155	6

HSS CO8% - MULTI FLUTE RUWEN EN AFWERKEN LANG

E2768 - FLAT SHANK // EQ768 - FLAT SHANK

Up to Ø20mm

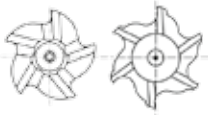

Over Ø20mm

ART.NR.		DIAMETER FREES	DIAMETER SCHACHT	SNIJLENGTE	TOTALE LENGTE	NO.OF FLUTE
BLANK	**TIALN**	**K10**	**H6**			
E2768060	EQ768060	6.0	6	24	68	3
E2768080	EQ768080	8.0	10	38	88	4
E2768100	EQ768100	10.0	10	45	95	4
E2768120	EQ768120	12.0	12	53	110	4
E2768140	EQ768140	14.0	12	53	110	4
E2768160	EQ768160	16.0	16	63	123	4
E2768180	EQ768180	18.0	16	63	123	4
E2768200	EQ768200	20.0	20	75	141	4
E2768220	EQ768220	22.0	20	75	141	5
E2768250	EQ768250	25.0	25	90	166	5
E2768300	EQ768300	30.0	25	90	166	5
E2768320	EQ768320	32.0	32	106	186	5
E2768450	EQ768450	45.0	40	125	217	6

POEDERSTAAL-2 LIPPIGE SPIEBAANFREZEN KORT - WELDON

E9936 BLANK // GA936 TANK-POWER COATING

- Ontworpen om staal, legeren en inox te bewerken
- 2 Lippig ontwerp voor spiebanen
- Geschikt voor frezen op hoge snelheid of moeilijk te snijden materialen
- YG-1's nieuw ontworpen tank-power coating geschikt voor frezen op hoge snelheden.

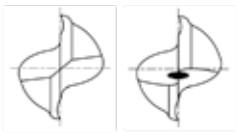

ART.NR.		DIAMETER FREES	DIAMETER SCHACHT	SNIJLENGTE	TOTALE LENGTE
BLANK	**TANK-POWER COATED**	**E8**	**H6**		
E9936010	GA936010	1.0	6	2.5	47
E9936020	GA936020	2.0	6	4	48
E9936030	GA936030	3.0	6	5	49
E9936040	GA936040	4.0	6	7	51
E9936050	GA936050	5.0	6	8	52
E9936060	GA936060	6.0	6	8	52
E9936070	GA936070	7.0	10	10	60
E9936080	GA936080	8.0	10	11	61
E9936090	GA936090	9.0	10	11	61
E9936100	GA936100	10.0	10	13	63
E9936120	GA936120	12.0	12	16	73
E9936140	GA936140	14.0	12	16	73
E9936160	GA936160	16.0	16	19	79
E9936180	GA936180	18.0	16	19	79
E9936200	GA936200	20.0	20	22	88
E9936220	GA936220	22.0	20	22	88
E9936250	GA936250	25.0	25	26	102

POEDERSTAAL - 2 LIPPIGE SPIEBAANFREZEN LANG - WELDON

E9A29 BLANK // GAA29 TANK-POWER COATING

- Ontworpen om staal, legeren en inox te bewerken
- 2 Lippig ontwerp voor spiebanen
- Geschikt voor frezen op hoge snelheid of moeilijk te snijden materialen
- YG-1's nieuw ontworpen tank-power coating geschikt voor frezen op hoge snelheden.

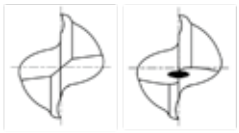

ART.NR.		DIAMETER FREES	DIAMETER SCHACHT	SNIJLENGTE	TOTALE LENGTE
BLANK	**TANK-POWER COATED**	**E8**	**H6**		
E9A29010	GAA29010	1.0	6	3	47
E9A29020	GAA29020	2.0	6	7	51
E9A29030	GAA29030	3.0	6	8	52
E9A29040	GAA29040	4.0	6	11	55
E9A29050	GAA29050	5.0	6	13	57
E9A29060	GAA29060	6.0	6	13	57
E9A29070	GAA29070	7.0	10	16	66
E9A29080	GAA29080	8.0	10	19	69
E9A29090	GAA29090	9.0	10	19	69
E9A29100	GAA29100	10.0	10	22	72
E9A29120	GAA29120	12.0	12	26	83
E9A29140	GAA29140	14.0	12	26	83
E9A29160	GAA29160	16.0	16	32	92
E9A29180	GAA29180	18.0	16	32	92
E9A29200	GAA29200	20.0	20	38	104
E9A29220	GAA29220	22.0	20	38	104
E9A29250	GAA29250	25.0	25	45	121

POEDERSTAAL - 4 LIPPIGE VINGERFREZEN KORT - WELDON

EE9938 BLANK // GA938 TANK-POWER COATING

- Ontworpen om koolstofstalen te bewerken, staal met legeringen, inox.
- Aanbevolen voor pocketing, cam milling, die sinking and slotting.
- Geschikt voor snijden op hoge snelheid of moeilijk te snijden materialen
- YG-1's nieuw ontworpen tank-power coating geschikt voor frezen op hoge snelheden.

ART.NR.		DIAMETER FREES	DIAMETER SCHACHT	SNIJLENGTE	TOTALE LENGTE
BLANK	**TANK-POWER COATED**				
E9938010	GA938010	1.0	6	3	49
E9938020	GA938020	2.0	6	7	51
E9938030	GA938030	3.0	6	8	52
E9938040	GA938040	4.0	6	11	55
E9938050	GA938050	5.0	6	13	57
E9938060	GA938060	6.0	6	13	57
E9938070	GA938070	7.0	10	16	66
E9938080	GA938080	8.0	10	19	69
E9938090	GA938090	9.0	10	19	69
E9938100	GA938100	10.0	10	22	72
E9938120	GA938120	12.0	12	26	83
E9938140	GA938140	14.0	12	26	83
E9938160	GA938160	16.0	16	32	92
E9938180	GA938180	18.0	16	32	92
E9938200	GA938200	20.0	20	38	104
E9938220	GA938220	22.0	20	38	104
E9938250	GA938250	25.0	25	45	121

POEDERSTAAL - 4 LIPPIGE VINGERFREZEN LANG - WELDON

E9A31 BLANK // GAA31 TANK-POWER COATING

- Ontworpen om koolstofstalen te bewerken, staal met legeringen, inox.
- Aanbevolen voor pocketing, cam milling, die sinking and slotting.
- Geschikt voor snijden op hoge snelheid of moeilijk te snijden materialen
- YG-1's nieuw ontworpen tank-power coating geschikt voor frezen op hoge snelheden.

ART.NR.		DIAMETER FREES	DIAMETER SCHACHT	SNIJLENGTE	TOTALE LENGTE
BLANK	**TANK-POWER COATED**				
E9A31020	GAA31020	2.0	6	10	54
E9A31030	GAA31030	3.0	6	12	56
E9A31040	GAA31040	4.0	6	19	63
E9A31050	GAA31050	5.0	6	24	68
E9A31060	GAA31060	6.0	6	24	68
E9A31070	GAA31070	7.0	10	30	80
E9A31080	GAA31080	8.0	10	38	88
E9A31090	GAA31090	9.0	10	38	88
E9A31100	GAA31100	10.0	10	45	95
E9A31120	GAA31120	12.0	12	53	110
E9A31140	GAA31140	14.0	12	53	110
E9A31160	GAA31160	16.0	16	63	123
E9A31180	GAA31180	18.0	16	63	123
E9A31200	GAA31200	20.0	20	75	141
E9A31220	GAA31220	22.0	20	75	141
E9A31250	GAA31250	25.0	25	90	166

X-POWER VHM FREES - 2 LIPPIGE SPIEBAANFREZEN

EM810 - CILINDRISCH // EM820 - WELDON

- Ontworpen om gereedschapstaal te bewerken, staal met legeringen, mold steels en andere geharde materialen
- Superieure afwerking.
- Extreem hoge voedingen

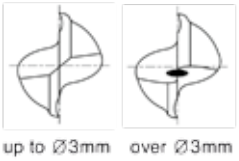

ART.NR.		DIAMETER FREES	DIAMETER SCHACHT	SNIJLENGTE	TOTALE LENGTE
PLAIN	**FLAT**				
EM810901	EM820901	1.0	6	2.5	40
EM810902	EM820902	1.5	6	4	40
EM810020	-	2.0	4	6	40
EM810903	EM820020	2.0	6	6	40
EM810025	-	2.5	4	8	40
EM810904	EM820903	2.5	6	8	40
EM810030	EM820030	3.0	6	8	45
EM810035	EM820035	3.5	6	10	45
EM810040	EM820040	4.0	6	11	45
EM810045	EM820045	4.5	6	11	45
EM810050	EM820050	5.0	6	13	50
EM810055	EM820055	5.5	6	13	50
EM810060	EM820060	6.0	6	13	50
EM810065	EM820065	6.5	8	16	60
EM810070	EM820070	7.0	8	16	60
EM810075	EM820075	7.5	8	16	60
EM810080	EM820080	8.0	8	19	60
EM810085	EM820085	8.5	10	19	70
EM810090	EM820090	9.0	10	19	70
EM810095	EM820095	9.5	10	19	70
EM810100	EM820100	10.0	10	22	70
EM810105	EM820105	10.5	12	22	75
EM810110	EM820110	11.0	12	22	75
EM810115	EM820115	11.5	12	22	75
EM810120	EM820120	12.0	12	26	75
EM810906	EM820906	13.0	12	26	85
EM810140	EM820140	14.0	14	26	85
EM810905	EM820905	14.0	16	26	85
EM810908	EM820908	15.0	16	26	90
EM810160	EM820160	16.0	16	32	100
EM810909	EM820909	17.0	16	32	100
EM810180	EM820180	18.0	18	32	100
EM810911	EM820911	19.0	20	32	100
EM810200	EM820200	20.0	20	38	105
EM810220	EM820220	22.0	20	38	105
EM810240	EM820240	24.0	25	45	120
EM810250	EM820250	25.0	25	45	120

X-POWER VHM FREES - 2 LIPPIGE SPIEBAANFREZEN

EM816 - CILINDRISCH // EM826 - WELDON

- Ontworpen om gereedschapstaal te bewerken, staal met legeringen, mold steels en andere geharde materialen
- Superieure afwerking.
- Toegenomen voeding waarde.

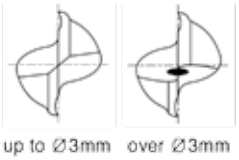

ART.NR.		DIAMETER FREES	DIAMETER SCHACHT	SNIJLENGTE	TOTALE LENGTE
PLAIN	**FLAT**				
EM816020	-	2.0	4	8	40
EM816030	EM826030	3.0	6	12	50
EM816040	EM826040	4.0	6	15	50
EM816050	EM826050	5.0	6	20	60
EM816060	EM826060	6.0	6	20	60
EM816080	EM826080	8.0	8	25	70
EM816100	EM826100	10.0	10	30	90
EM816120	EM826120	12.0	12	30	90
EM816140	EM826140	14.0	16	40	110
EM816160	EM826160	16.0	16	50	110
EM816180	EM826180	18.0	20	50	110
EM816200	EM826200	20.0	20	55	110
EM816250	EM826250	25.0	25	75	140

X-POWER VHM FREES - 4 LIPPIGE SPIEBAANFREZEN

EM811 - CILINDRISCH // EM821 - WELDON

- Ontworpen om gereedschapstaal te bewerken, staal met legeringen, mold steels en andere geharde materialen
- Superieure afwerking.
- Toegenomen voeding waarde.

ART.NR.		DIAMETER FREES	DIAMETER SCHACHT	SNIJLENGTE	TOTALE LENGTE
PLAIN	**FLAT**				
EM811020	-	2.0	4	6	40
EM811901	EM821901	2.0	6	6	40
EM811025	-	2.5	4	8	40
EM811902	EM821902	2.5	6	8	40
EM811030	EM821030	3.0	6	8	45
EM811035	EM821035	3.5	6	10	45
EM811040	EM821040	4.0	6	11	45
EM811045	EM821045	4.5	6	11	45
EM811050	EM821050	5.0	6	13	50
EM811055	EM821055	5.5	6	13	50
EM811060	EM821060	6.0	6	13	50
EM811065	EM821065	6.5	8	16	60
EM811070	EM821070	7.0	8	16	60
EM811075	EM821075	7.5	8	16	60
EM811080	EM821080	8.0	8	19	60
EM811085	EM821085	8.5	10	19	70
EM811090	EM821090	9.0	10	19	70
EM811095	EM821095	9.5	10	19	70
EM811100	EM821100	10.0	10	22	70
EM811105	EM821105	10.5	12	22	75
EM811110	EM821110	11.0	12	22	75
EM811115	EM821115	11.5	12	22	75
EM811120	EM821120	12.0	12	26	75
EM811904	EM821904	13.0	12	26	85
EM811140	EM821140	14.0	14	26	85
EM811905	EM821905	14.0	12	26	85
EM811903	EM821903	14.0	16	26	85
EM811906	EM821906	15.0	16	26	90
EM811160	EM821160	16.0	16	32	100
EM811907	EM821907	17.0	16	32	100
EM811180	EM821180	18.0	18	32	100
EM811908	EM821908	18.0	16	32	100
EM811909	EM821909	19.0	20	32	100
EM811200	EM821200	20.0	20	38	105
EM811220	EM821220	22.0	20	38	105
EM811240	EM821240	24.0	25	45	120
EM811250	EM821250	25.0	25	45	120

X-POWER VHM FREES - 4 LIPPIGE SPIEBAANFREZEN

EM817 - CILINDRISCH // EM827 - WELDON

- Ontworpen om geharde materialen te bewerken
- Frezen met hoge snelheid en met hoge voedingswaarde
- Superieure afwerking.
- Superieur resistent tegen slijtage

ART.NR.		DIAMETER FREES	DIAMETER SCHACHT	SNIJLENGTE	TOTALE LENGTE
PLAIN	**FLAT**				
EM817020	-	2.0	4	8	40
EM817030	EM827030	3.0	6	12	50
EM817040	EM827040	4.0	6	15	50
EM817050	EM827050	5.0	6	20	60
EM817060	EM827060	6.0	6	20	60
EM817080	EM827080	8.0	8	25	70
EM817100	EM827100	10.0	10	30	90
EM817120	EM827120	12.0	12	30	90
EM817140	EM827140	14.0	16	40	110
EM817160	EM827160	16.0	16	50	110
EM817180	EM827180	18.0	20	50	110
EM817200	EM827200	20.0	20	55	110
EM817250	EM827250	25.0	25	75	140

X-POWER VHM FREES - 4 LIPPIGE SPIEBAANFREZEN

EM812 - CILINDRISCH // EM822 - WELDON

- Ontworpen om geharde materialen te bewerken
- Frezen met hoge snelheid en met hoge voedingswaarde
- Superieure afwerking.
- Superieur resistent tegen slijtage

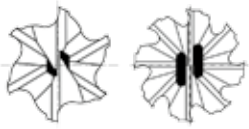

ART.NR.		DIAMETER FREES	DIAMETER SCHACHT	SNIJLENGTE	TOTALE LENGTE	NO. OF FLUTE
PLAIN	**FLAT**					
EM812060	EM822060	6.0	6	13	57	6
EM812070	EM822070	7.0	8	16	63	6
EM812080	EM822080	8.0	8	19	63	6
EM812090	EM822090	9.0	10	19	72	6
EM812100	EM822100	10.0	10	22	72	6
EM812120	EM822120	12.0	12	26	83	6
EM812140	EM822140	14.0	14	26	83	6
EM812901	EM822901	14.0	16	26	83	6
EM812160	EM822160	16.0	16	32	92	6
EM812180	EM822180	18.0	18	32	92	8
EM812200	EM822200	20.0	20	38	104	8
EM812250	EM822250	25.0	25	44	104	8

X-POWER VHM FREES - 6 LIPPIGE SPIEBAANFREZEN

EM834 - CILINDRISCH // EM844 - WELDON

- Ontworpen om geharde materialen te bewerken
- Frezen met hoge snelheid en met hoge voedingswaarde
- Superieure afwerking.
- Superieur resistent tegen slijtage

ART.NR.		DIAMETER FREES	DIAMETER SCHACHT	SNIJLENGTE	TOTALE LENGTE
PLAIN	**FLAT**				
EM834060	EM844060	6.0	6	26	70
EM834080	EM844080	8.0	8	36	90
EM834100	EM844100	10.0	10	46	100
EM834120	EM844120	12.0	12	56	110
EM834160	EM844160	16.0	16	66	130
EM834200	EM844200	20.0	20	76	140
EM834250	EM844250	25.0	25	92	180

VERZINKBOREN

3-LIPPIGE VERZINKFREZEN 90°

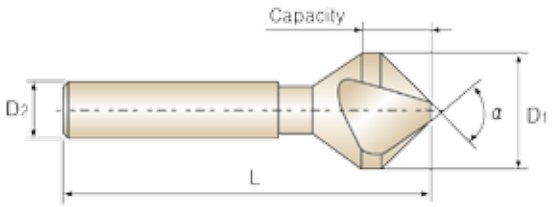

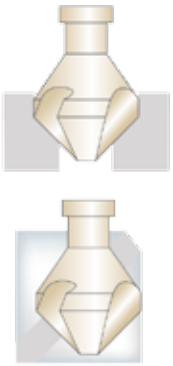

C1139 - HSS // C3139 - HSS CO8%

- Zelf-centrerend (3 lippig)
- Werkt zonder vibraties

ART.NR.		HOEK	DIAMETER	DIAMETER SCHACHT	TOTALE LENGTE	CAPACITEIT
HSSCO8	**HSS**	**α(-1°)**	**D1**	**D2**	**L(±1)**	**MIN/MAX**
C1139043	C3139043	90°	4.3	4	40	1.3 - 4.3
C1139050	C3139050	90°	5.0	4	40	1.5 - 5
C1139060	C3139060	90°	6.0	5	45	1.5 - 6
C1139063	C3139063	90°	6.3	5	45	1.5 - 6.3
C1139070	C3139070	90°	7.0	6	50	1.8 - 7
C1139080	C3139080	90°	8.0	6	50	2 - 8
C1139083	C3139083	90°	8.3	6	50	2 - 8.3
C1139100	C3139100	90°	10.0	6	50	2.5 - 10
C1139104	C3139104	90°	10.4	6	50	2.5 - 10.4
C1139115	C3139115	90°	11.5	8	56	2.8 - 11.5
C1139124	C3139124	90°	12.4	8	56	2.8 - 12.4
C1139150	C3139150	90°	15.0	10	60	3.2 - 15
C1139165	C3139165	90°	16.5	10	60	3.2 - 16.5
C1139190	C3139190	90°	19.0	10	63	3.5 - 19
C1139205	C3139205	90°	20.5	10	63	3.5 - 20.5
C1139230	C3139230	90°	23.0	10	67	3.8 - 23
C1139250	C3139250	90°	25.0	10	67	3.8 - 25
C1139300	C3139300	90°	30.0	12	71	4.2 - 30
C1139310	C3139310	90°	31.0	12	71	4.2 - 31

HM-STIFTFREZEN

CILINDRISCH ZONDER KOPVERTANDING

SA R1101



DOUBLE CUT		D1	D2	L1	L2
ART.NR.	**ITEM NO.**				
R1101001	SA-41M	1.5	3	6	38
R1101002	SA-41ML2	1.5	3	6	50
R1101003	SA-41ML3	1.5	3	6	75
R1101004	SA-42M	2.5	3	11	38
R1101005	SA-42ML2	2.5	3	11	50
R1101006	SA-42ML3	2.5	3	11	75
R1101007	SA-43M	3.0	3	14	38
R1101008	SA-43ML2	3.0	3	14	50
R1101009	SA-43ML3	3.0	3	14	75
R1101010	SA-11M	3.0	6	12	56
R1101011	SA-12M	3.0	6	12.7	60
R1101012	SA-52M	4.0	3	12.7	38
R1101013	SA-13M	4.0	6	16	50
R1101014	SA-53M	5.0	3	12.7	38
R1101015	SA-14M	5.0	6	16	50
R1101017	SA-1ML	6.0	6	25	50
R1101019	SA-1M	6.0	6	16	50
R1101020	SA-51M	6.3	3	12.7	50
R1101021	SA-2M	8.0	6	19	63
R1101022	SA-3M	9.5	6	19	63
R1101025	SA-3ML	9.5	6	25	69
R1101027	SA-4M	11.0	6	25	69
R1101029	SA-5M	12.7	6	25	69
R1101032	SA-6M	16.0	6	25	69
R1101034	SA-7M	19.0	6	25	69
R11010	SA-9M	25.0	6	25	69

CILINDRISCH MET KOPVERTANDING

SB R1102

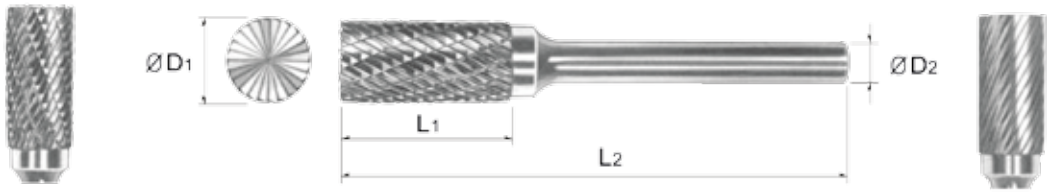

DOUBLE CUT		D1	D2	L1	L2
ART.NR.	**ITEM NO.**				
R1102001	SB-41M	1.5	3	6	38
R1102002	SB-41ML2	1.5	3	6	50
R1102003	SB-41ML3	1.5	3	6	75
R1102004	SB-42M	2.5	3	11	38
R1102005	SB-42ML2	2.5	3	11	50
R1102006	SB-42ML3	2.5	3	11	75
R1102007	SB-ECOM	3.0	3	-	38
R1102008	SB-43M	3.0	3	14	38
R1102026	SB-43ML2	3.0	3	14	50
R1102027	SB-43ML3	3.0	3	14	75
R1102009	SB-11M	3.0	6	12	56
R1102010	SB-12M	3.0	6	12.7	60
R1102011	SB-13M	4.0	6	16	50
R1102012	SB-14M	5.0	6	16	50
R1102013	SB-1M	6.0	6	16	50
R1102014	SB-1ML	6.0	6	25	50
R1102015	SB-51M	6.3	3	4.7	43
R1102016	SB-2M	8.0	6	19	63
R1102017	SB-3M	9.5	6	19	63
R1102018	SB-3ML	9.5	6	25	69
R1102020	SB-4M	11.0	6	25	69
R1102022	SB-5M	12.7	6	25	69
R1102023	SB-6M	16.0	6	25	69
R1102024	SB-7M	19.0	6	25	69
R1102025	SB-9M	25.0	6	25	69

CILINRISCH MET RONDE KOP

SC R1103



DOUBLE CUT		D1	D2	L1	L2
ART.NR.	**ITEM NO.**				
R1103001	SC-41M	2.5	3	11	38
R1103002	SC-42M	3.0	3	14	38
R1103003	SC-42ML2	3.0	3	14	50
R1103004	SC-42ML3	3.0	3	14	75
R1103005	SC-11M	3.0	6	12	56
R1103006	SC-12M	3.0	6	16	60
R1103007	SC-52M	4.0	3	12.7	38
R1103008	SC-13M	4.0	6	16	50
R1103009	SC-53M	5.0	3	12.7	38
R1103010	SC-14M	5.0	6	16	50
R1103011	SC-1M	6.0	6	16	50
R1103014	SC-1ML	6.0	6	25	50
R1103015	SC-51M	6.3	3	12.7	50
R1103016	SC-2M	8.0	6	19	63
R1103017	SC-3M	9.5	6	19	63
R1103020	SC-3ML	9.5	6	25	69
R1103022	SC-4M	11.0	6	25	69
R1103024	SC-5M	12.7	6	25	69
R1103027	SC-6M	16.0	6	25	69
R1103028	SC-7M	19.0	6	25	69
R1103031	SC-9M	25.0	6	25	69

KOGELMODEL

SD R1104

DOUBLE CUT		D1	D2	L1	L2
ART.NR.	**ITEM NO.**				
R1104001	SD-41M	2.5	3	2.3	38
R1104002	SD-42M	3.0	3	2.8	38
R1104003	SD-42ML2	3.0	3	2.8	50
R1104004	SD-42ML3	3.0	3	2.8	75
R1104005	SD-11M	3.0	6	2.8	50
R1104007	SD-53M	5.0	3	4	38
R1104008	SD-14M	5.0	6	4	50
R1104010	SD-1M	6.0	6	5	50
R1104012	SD-51M	6.3	3	5	44
R1104013	SD-2M	8.0	6	6.4	50
R1104014	SD-3M	9.5	6	8	52
R1104018	SD-4M	11.0	6	9.5	54
R1104020	SD-5M	12.7	6	11	55
R1104023	SD-6M	16.0	6	14	58
R1104025	SD-7M	19.0	6	16	62
R1104028	SD-9M	25.0	6	23	68

OVAAL/DRUPPELMODEL

SE R1105



DOUBLE CUT		D1	D2	L1	L2
ART.NR.	**ITEM NO.**				
R1105001	SE-41M	3.0	3	5.5	38
R1105002	SE-41ML2	3.0	3	5.5	50
R1105003	SE-41ML3	3.0	3	5.5	75
R1105004	SE-53M	5.0	3	7.1	38
R1105005	SE-1M	6.0	6	9.5	50
R1105007	SE-51M	6.3	3	9.5	47
R1105008	SE-3M	9.5	6	16	60
R1105011	SE-5M	12.7	6	22	66
R1105014	SE-6M	16.0	6	25	69
R1105016	SE-7M	19.0	6	25	69

BOOMMODEL MET RONDE KOP

SF R1106



DOUBLE CUT		D1	D2	L1	L2
ART.NR.	**ITEM NO.**				
R1106001	SF-41M	3.0	3	6	38
R1106002	SF-42M	3.0	3	12.7	38
R1106003	SF-11M	3.0	6	12.7	56
R1106004	SF-42ML2	3.0	3	12.7	50
R1106005	SF-42ML3	3.0	3	12.7	75
R1106006	SF-53M	5.0	3	12.7	38
R1106008	SF-1M	6.0	6	16	50
R1106010	SF-51M	6.3	3	12.7	50
R1106011	SF-3M	9.5	6	19	63
R1106014	SF-4M	11.0	6	25	69
R1106016	SF-13M	12.7	6	19	63
R1106017	SF-5M	12.7	6	25	69
R1106020	SF-6M	16.0	6	25	69
R1106022	SF-7M	19.0	6	25	69
R1106023	SF-14M	19.0	6	32	76
R1106026	SF-15M	19.0	6	38	82

BOOMMODEL MET SPITSE KOP

SG R1107



DOUBLE CUT	D1	D2	L1	L2

ART.NR.	ITEM NO.				
R1107001	SG-41M	3.0	3	6	38
R1107002	SG-43M	3.0	3	9.5	38
R1107003	SG-44M	3.0	3	12.7	38
R1107004	SG-44ML2	3.0	3	12.7	50
R1107005	SG-44ML3	3.0	3	12.7	75
R1107006	SG-53M	5.0	3	12.7	38
R1107008	SG-1M	6.0	6	16	50
R1107009	SG-51M	6.3	3	12.7	50
R1107010	SG-2M	8.0	6	19	63
R1107011	SG-3M	9.5	6	19	63
R1107015	SG-13M	12.7	6	19	63
R1107016	SG-5M	12.7	6	25	69
R1107018	SG-6M	16.0	6	25	69
R1107019	SG-7M	19.0	6	25	69
R1107020	SG-15M	19.0	6	38	82

VLAMMODEL

SH R1108



DOUBLE CUT	D1	D2	L1	L2

ART.NR.	ITEM NO.				
R1108001	SH-41M	3.0	3	6.3	38
R1108002	SH-41ML2	3.0	3	6.3	50
R1108003	SH-41ML3	3.0	3	6.3	75
R1108004	SH-53M	5.0	3	9.5	38
R1108005	SH-2M	8.0	6	19	63
R1108007	SH-5M	12.7	6	32	76
R1108009	SH-6M	16.0	6	36	80
R1108010	SH-7M	19.0	6	41	85

KEGELMODEL 60°

SJ R1109



DOUBLE CUT		D1	D2	L1	L2
ART.NR.	**ITEM NO.**				
R1109001	SJ-42M	3.0	3	2.5	38
R1109002	SJ-1M	6.0	6	4	50
R1109003	SJ-3M	9.5	6	8	55
R1109004	SJ-5M	12.7	6	11	58
R1109005	SJ-6M	16.0	6	13.5	61
R1109006	SJ-7M	19.0	6	16.5	65
R1109007	SJ-9M	25.0	6	21.5	68

KEGELMODEL 90°

SK R1110



DOUBLE CUT		D1	D2	L1	L2
ART.NR.	**ITEM NO.**				
R1110001	SK-42M	3.0	3	1.5	38
R1110002	SK-1M	6.0	6	3	50
R1110003	SK-3M	9.5	6	4.7	52
R1110004	SK-5M	12.7	6	6.3	54
R1110005	SK-6M	16.0	6	8	57
R1110006	SK-7M	19.0	6	9.5	58
R1110007	SK-9M	25.0	6	12.7	60

KEGELMODEL MET RONDE KOP

SL R1111



DOUBLE CUT	D1	D2	L1	L2	A

ART.NR.	ITEM NO.					
R1111001	SL-41M	3.0	3	9.5	38	8°
R1111002	SL-42M	3.0	3	12.7	38	8°
R1111003	SL-42ML2	3.0	3	12.7	50	8°
R1111004	SL-42ML3	3.0	3	12.7	75	8°
R1111005	SL-53M	5.0	3	12.7	38	14°
R1111006	SL-1M	6.0	6	16	50	14°
R1111008	SL-2M	8.0	6	22	69	14°
R1111009	SL-3M	9.5	6	27	74	14°
R1111012	SL-4M	12.7	6	28	76	14°
R1111015	SL-5M	16.0	6	30	77	14°
R1111017	SL-7M	19.0	6	38	85	14°

KEGELMODEL MET SPITSE KOP

SM R1112



DOUBLE CUT	D1	D2	L1	L2	A

ART.NR.	ITEM NO.					
R1112001	SM-41M	3.0	3	8.9	38	12°
R1112002	SM-42M	3.0	3	11	38	14°
R1112003	SM-42ML2	3.0	3	11	50	14°
R1112004	SM-42ML3	3.0	3	11	75	14°
R1112005	SM-43M	3.0	3	16	38	7°
R1112006	SM-53M	5.0	3	12.7	38	16°
R1112007	SM-1M	6.0	6	12.7	50	22°
R1112008	SM-2M	6.0	6	19	50	14°
R1112009	SM-3M	6.0	6	25	50	10°
R1112010	SM-51M	6.3	3	12.7	53	22°
R1112011	SM-4M	9.5	6	16	63	28°
R1112012	SM-5M	12.7	6	22	69	28°
R1112013	SM-6M	16.0	6	25	73	31°

SETTEN

SET COMBO TAPPEN HSS-E

M3-M12

REF	TYPE
TC814.SET7	doorlopend
TC804.SET7	blind

SET COMBO TAPPEN HSS-PM / INOX

M3-M12

REF	TYPE
TQ428.SET7	doorlopend
TQ744.SET7	blind

SET COMBO TAPPEN HSS-E / BLACK FINISHED

M5-M12

REF	TYPE
TB814.SET5	doorlopend
TB804.SET5	blind

SET COMBO TAPPEN TC814 + GOLD-P BOREN D1GP165

REF	TYPE
TC814SET7-G1P165	M3-M12 + aangepaste boren

SET VERZINKBOREN 90°

6,3-10,4-16,5
20,5-25 mm

REF	TYPE
C3139S50	HSS
C1139S50	HSS-E cobalt
C1239S50	HSS-E +TIN coating

SET HM STIFTFREZEN

REF	TYPE
94.SET.HMSTIFT.5	SB5M+SC5M+ SD5M+SF5M+ SM5M

KLEINE EN GROTE AFMETINGEN VAN TAPPEN EN SNIJKUSSENS IN M, MF, LINKS, BSW, BSF, UNC, UNF, NPT EN PG ZIJN EVENEENS VERKRIJGBAAR !

GECOMBINEERDE BOOR-TAP DIN 13

HSS-E TOLERANTIE ISO2/6H M

VE = 1

VÖLKEL

AFMETINGEN	L1	S	L2	D1	D2		REF
M 3 x 0,50	56	16	11	2,5	3,0	2,4	37026
M 4 x 0,70	63	18	14	3,3	4,0	3,0	37030
M 5 x 0,80	71	20	18	4,2	5,0	3,8	37034
M 6 x 1,00	80	22	22	5,0	6,0	4,9	37038
M 8 x 1,25	95	26	25	6,8	8,0	6,2	37042
M 10 x 1,50	106	30	31	8,5	10,0	8,0	37046
M 12 x 1,75	115	32	35	10,2	12,0	9,0	37050

SET	INHOUD	REF
M3-12	M 3-4-5-6-8-10-12	47837

SNIJKUSSENS METRISCH

AFMETING (MM)	DIN 223-6G REF. 6002 Ø BUITENDIA.	DIN 382-6G REF. 7002 SLEUTELMAAT (MM)
M 3 x 0.5	20 x 5	19 x 5
M 4 x 0.7	20 x 5	19 x 5
M 5 x 0.8	20 x 7	19 x 7
M 6 x 1.0	20 x 7	19 x 7
M 7 x 1.0	25 x 9	22 x 9
M 8 x 1.25	25 x 9	22 x 9
M 9 x 1.25	25 x 9	22 x 9
M 10 x 1.5	30 x 11	27 x 11
M 11 x 1.5	30 x 11	27 x 11
M 12 x 1.75	38 x 14	36 x 14
M 13 x 1.75	38 x 14	36 x 14
M 14 x 2.0	38 x 14	36 x 14
M 15 x 2.0	45 x 18	41 x 18
M 16 x 2.0	45 x 18	41 x 18
M 18 x 2.5	45 x 18	41 x 18
M 20 x 2.5	45 x 18	41 x 18
M 22 x 2.5	55 x 22	50 x 22
M 24 x 3.0	55 x 22	50 x 22
M 27 x 3.0	65 x 25	60 x 25

AFMETING (MM)	DIN 223-6G REF. 6002 Ø BUITENDIA.	DIN 382-6G REF. 7002 SLEUTELMAAT (MM)
M 30 x 3.5	65 x 25	60 x 25
M 33 x 3.5	65 x 25	60 x 25
M 36 x 4.0	65 x 25	60 x 25
M 39 x 4.0	75 x 30	70 x 30
M 45 x 4.5	90 x 36	85 x 36
M 48 x 5.0	90 x 36	85 x 36
M 52 x 5.0	90 x 36	85 x 36
M 56 x 5.5	105 x 36	100 x 36
M 60 x 5.5	105 x 36	100 x 36
M 64 x 6.0	120 x 36	100 x 36
M 68 x 6.0	120 x 36	115 x 36
M 70 x 6.0	120 x 36	115 x 36
M 72 x 6.0	120 x 36	115 x 36
M 76 x 6.0	120 x 36	115 x 36
M 80 x 6.0	130 x 36	120 x 36
M 100 x 6.0	150 x 36	145 x 36

SNIJKUSSENS METRISCH LINKS

AFMETING (MM)	DIN 223-6H REF. 6004 Ø BUITENDIA.	DIN 382-6G REF. 7004 SLEUTELMAAT (MM)
M 3 x 0.5	20 x 5	19 x 5
M 4 x 0.7	20 x 5	19 x 5
M 5 x 0.8	20 x 7	19 x 7
M 6 x 1.0	20 x 7	19 x 7
M 8 x 1.25	25 x 9	22 x 9
M 10 x 1.5	30 x 11	27 x 11
M 12 x 1.75	38 x 14	36 x 14
M 14 x 2.0	38 x 14	36 x 14
M 16 x 2.0	45 x 18	41 x 18
M 18 x 2.5	45 x 18	41 x 18
M 20 x 2.5	45 x 18	41 x 18
M 22 x 2.5	55 x 22	50 x 22
M 24 x 3.0	55 x 22	50 x 22
M 27 x 3.0	65 x 25	60 x 25
M 30 x 3.5	65 x 25	60 x 25
M 33 x 3.5	65 x 25	60 x 25
M 36 x 4.0	65 x 25	60 x 25
M 39 x 4.0	75 x 30	70 x 30
M 42 x 4.5	75 x 30	70 x 30
M 45 x 4.5	90 x 36	85 x 36
M 48 x 5.0	90 x 36	85 x 36
M 52 x 5.0	90 x 36	85 x 36

SNIJKUSSENS METRISCH FIJN

AFMETING (MM)	DIN 223-6H REF. 6102 Ø BUITENDIA.	DIN 382-6G REF. 7102 SLEUTELMAAT (MM)
M 3 x 0.35	20 x 5	19 x 5
M 4 x 0.35	20 x 5	19 x 5
M 4 x 0.5	20 x 5	19 x 5
M 5 x 0.5	20 x 5	19 x 7
M 5 x 0.75	20 x 7	19 x 7
M 6 x 0.5	20 x 5	19 x 7
M 6 x 0.75	20 x 7	19 x 7
M 7 x 0.75	25 x 9	22 x 9
M 8 x 0.5	25 x 9	22 x 9
M 8 x 0.75	25 x 9	22 x 9
M 8 x 1	25 x 9	22 x 9
M 9 x 0.75	25 x 9	22 x 9
M 9 x 1	25 x 9	22 x 9
M 10 x 0.5	30 x 11	/
M 10 x 0.75	30 x 11	27 x 11
M 10 x 1.0	30 x 11	27 x 11
M 10 x 1.25	30 x 11	27 x 11
M 11 x 1.0	30 x 11	27 x 11
M 11 x 1.25	30 x 11	27 x 11
M 12 x 0.5	38 x 10	/
M 12 x 0.75	38 x 10	36 x 10
M 12 x 1.0	38 x 10	36 x 10
M 12 x 1.25	38 x 10	36 x 10
M 12 x 1.5	38 x 10	36 x 10
M 13 x 0.75	38 x 10	/
M 13 x 1.0	38 x 10	36 x 10
M 13 x 1.25	38 x 10	36 x 10
M 13 x 1.5	38 x 10	/
M 14 x 0.75	38 x 10	36 x 10
M 14 x 1.0	38 x 10	36 x 10
M 14 x 1.25	38 x 10	36 x 10
M 14 x 1.5	38 x 10	36 x 10
M 15 x 1.0	38 x 10	36 x 10
M 15 x 1.5	38 x 10	36 x 10
M 16 x 1.0	45 x 14	41 x 14
M 16 x 1.25	45 x 14	41 x 14
M 16 x 1.5	45 x 14	41 x 14
M 17 x 1.0	45 x 14	/
M 17 x 1.5	45 x 14	/
M 18 x 0.75	45 x 14	/
M 18 x 1.0	45 x 14	41 x 14

AFMETING (MM)	DIN 223-6H REF. 6102 Ø BUITENDIA.	DIN 382-6G REF. 7102 SLEUTELMAAT (MM)
M 18 x 1.25	45 x 14	41 x 14
M 18 x 1.5	45 x 14	41 x 14
M 18 x 2.0	45 x 14	41 x 14
M 19 x 1.5	45 x 14	/
M 20 x 1.0	45 x 14	41 x 14
M 20 x 1.25	45 x 14	41 x 14
M 20 x 1.5	45 x 14	41 x 14
M 20 x 2.0	45 x 14	41 x 14
M 21 x 1.5	45 x 14	/
M 22 x 1.0	55 x 16	50 x 16
M 22 x 1.25	55 x 16	50 x 16
M 22 x 1.5	55 x 16	50 x 16
M 22 x 2.0	55 x 16	50 x 16
M 23 x 1.5	55 x 16	50 x 16
M 24 x 1.0	55 x 16	50 x 16
M 24 x 1.25	55 x 16	50 x 16
M 24 x 1.5	55 x 16	50 x 16
M 24 x 2.0	55 x 16	50 x 16
M 25 x 1.0	55 x 16	50 x 16
M 25 x 1.5	55 x 16	50 x 16
M 25 x 2.0	55 x 16	/
M 26 x 1.0	55 x 16	50 x 16
M 26 x 1.5	55 x 16	50 x 16
M 26 x 2.0	55 x 16	50 x 16
M 27 x 1.0	65 x 18	60 x 18
M 27 x 1.5	65 x 18	60 x 18
M 27 x 2.0	65 x 18	60 x 18
M 28 x 1.0	65 x 18	60 x 18
M 28 x 1.5	65 x 18	60 x 18
M 28 x 2.0	65 x 18	60 x 18
M 29 x 1.5	65 x 18	60 x 18
M 30 x 1.0	65 x 18	60 x 18
M 30 x 1.5	65 x 18	60 x 18
M 30 x 2.0	65 x 18	60 x 18
M 30 x 3.0	65 x 18	60 x 18
M 32 x 1.0	65 x 18	60 x 18
M 32 x 1.5	65 x 18	60 x 18
M 32 x 2.0	65 x 18	60 x 18
M 32 x 3.0	65 x 18	60 x 18
M 33 x 1.0	65 x 18	60 x 18
M 33 x 1.5	65 x 18	60 x 18

AFMETING (MM)	DIN 223-6H REF. 6102 Ø BUITENDIA.	DIN 382-6G REF. 7102 SLEUTELMAAT (MM)
M 33 x 2.0	65 x 18	60 x 18
M 33 x 3.0	65 x 18	60 x 18
M 34 x 1.0	65 x 18	60 x 18
M 34 x 1.5	65 x 18	60 x 18
M 34 x 2.0	65 x 18	60 x 18
M 35 x 1.0	65 x 18	60 x 18
M 35 x 1.5	65 x 18	60 x 18
M 35 x 2.0	65 x 18	60 x 18
M 36 x 1.0	65 x 18	60 x 18
M 36 x 1.5	65 x 18	60 x 18
M 36 x 2.0	65 x 18	60 x 18
M 36 x 3.0	65 x 18	60 x 18
M 37 x 1.5	75 x 20	70 x 20
M 37 x 2.0	75 x 20	70 x 20
M 38 x 1.0	75 x 20	70 x 20
M 38 x 1.5	75 x 20	70 x 20
M 38 x 2.0	75 x 20	70 x 20
M 38 x 3.0	75 x 20	70 x 20
M 39 x 1.5	75 x 20	70 x 20
M 39 x 2.0	75 x 20	70 x 20
M 39 x 3.0	75 x 20	70 x 20
M 40 x 1.0	75 x 20	70 x 20
M 40 x 1.5	75 x 20	70 x 20
M 40 x 2.0	75 x 20	70 x 20
M 40 x 3.0	75 x 20	70 x 20
M 42 x 1.0	75 x 20	70 x 20
M 42 x 1.5	75 x 20	70 x 20
M 42 x 2.0	75 x 20	70 x 20
M 42 x 3.0	75 x 20	70 x 20
M 42 x 4.0	75 x 30	70 x 30
M 44 x 1.5	90 x 22	85 x 22
M 45 x 1.0	90 x 22	85 x 22
M 45 x 1.5	90 x 22	85 x 22
M 45 x 2.0	90 x 22	85 x 22
M 45 x 3.0	90 x 22	85 x 22
M 46 x 1.5	90 x 22	85 x 22

AFMETING (MM)	DIN 223-6H REF. 6102 Ø BUITENDIA.	DIN 382-6G REF. 7102 SLEUTELMAAT (MM)
M 48 x 1.5	90 x 22	85 x 22
M 48 x 2.0	90 x 22	85 x 22
M 48 x 3.0	90 x 22	85 x 22
M 48 x 4.0	90 x 25	/
M 50 x 1.0	90 x 22	/
M 50 x 1.5	90 x 22	85 x 22
M 50 x 2.0	90 x 22	85 x 22
M 50 x 3.0	90 x 22	85 x 22
M 52 x 1.0	90 x 22	85 x 22
M 52 x 1.5	90 x 22	85 x 22
M 52 x 2.0	90 x 22	85 x 22
M 52 x 3.0	90 x 22	85 x 22
M 52 x 4.0	90 x 25	85 x 25
M 54 x 1.5	105 x 22	100 x 22
M 54 x 2.0	105 x 22	100 x 22
M 54 x 3.0	105 x 22	100 x 22
M 55 x 1.5	105 x 22	100 x 22
M 55 x 2.0	105 x 22	100 x 22
M 55 x 3.0	105 x 22	100 x 22
M 56 x 1.5	105 x 22	100 x 22
M 56 x 2.0	105 x 22	100 x 22
M 56 x 3.0	105 x 22	100 x 22
M 56 x 4.0	105 x 22	100 x 25
M 58 x 1.5	105 x 22	100 x 22
M 58 x 2.0	105 x 22	100 x 22
M 60 x 1.5	105 x 22	100 x 22
M 60 x 2.0	105 x 22	100 x 22
M 60 x 3.0	105 x 22	100 x 22
M 60 x 4.0	105 x 25	100 x 25
M 62 x 1.5	105 x 22	100 x 22
M 62 x 2.0	105 x 22	100 x 22
M 62 x 3.0	105 x 22	100 x 22
M 63 x 1.5	105 x 22	100 x 22
M 64 x 1.5	105 x 22	100 x 22
M 64 x 2.0	105 x 22	100 x 22
M 64 x 3.0	105 x 25	100 x 22

SNIJKUSSENS BSW

AFMETING (MM)	DIN 223-BS84 REF. 6302 Ø BUITENDIA.	DIN -BS84 REF. 7302 SLEUTELMAAT (MM)
3/32 x 48	16 x 5	/
1/8 x 40	20 x 5	19 x 5
5/32 x 32	20 x 5	/
3/16 x 24	20 x 7	19 x 7
7/32 x 24	20 x 7	/
¼ x 20	20 x 7	19 x 7
5/16 x 18	25 x 9	22 x 9
3/8 x 16	30 x 11	27 x 11
7/16 x 14	30 x 11	27 x 11
½ x 12	38 x 14	36 x 14
9/16 x 12	38 x 14	36 x 14
11/16 x 11	45 x 18	41 x 18

AFMETING (MM)	DIN 223-BS84 REF. 6302 Ø BUITENDIA.	DIN -BS84 REF. 7302 SLEUTELMAAT (MM)
5/8 x 11	45 x 18	41 x 18
¾ x 10	45 x 18	41 x 18
7/8 x 9	55 x 22	50 x 22
1" x 8	55 x 22	50 x 22
1.1/8 x 7	65 x 25	60 x 25
1.1/4 x 7	65 x 25	60 x 25
1.3/8 x 6	65 x 25	60 x 25
1.1/2 x 6	75 x 30	70 x 30
1.5/8 x 5	75 x 30	70 x 30
1.3/4 x 5	90 x 36	85 x 36
1.7/8 x 4.1/2	90 x 36	85 x 36
2" x 4.1/2	90 x 36	85 x 36

SNIJKUSSENS UNC

AFMETING (MM)	DIN 223 REF. 6402 Ø BUITENDIA.	DIN 382 REF. 7402 SLEUTELMAAT (MM)
Nr. 4 x 40	20 x 5	/
Nr. 5 x 40	20 x 5	/
Nr. 6 x 32	20 x 7	/
Nr. 8 x 32	20 x 7	/
Nr. 10 x 24	20 x 7	/
Nr. 12 x 24	20 x 7	/
¼ x 20	20 x 7	19 x 7
5/16 x 18	25 x 9	22 x 9
3/8 x 16	30 x 11	27 x 11
7/16 x 14	30 x 11	27 x 11
½ x 13	38 x 14	36 x 14
9/16 x 12	38 x 14	36 x 14
11/16 x 11	45 x 18	41 x 18

AFMETING (MM)	DIN 223 REF. 6402 Ø BUITENDIA.	DIN 382 REF. 7402 SLEUTELMAAT (MM)
5/8 x 11	45 x 18	41 x 18
¾ x 10	45 x 18	41 x 18
7/8 x 9	55 x 22	50 x 22
1" x 8	55 x 22	50 x 22
1.1/8 x 7	65 x 25	60 x 25
1.1/4 x 7	65 x 25	60 x 25
1.3/8 x 6	65 x 25	60 x 25
1.1/2 x 6	75 x 30	70 x 30
1.5/8 x 5	75 x 30	/
1.3/4 x 5	90 x 36	/
1.7/8 x 4.1/2	90 x 36	/
2" x 4.1/2	90 x 36	/

SNIJKUSSENS BSP(G)

AFMETING (MM)	DIN 5158-ISO228 REF. 6202 Ø BUITENDIA.	DIN 382-ISO228 REF. 7202 SLEUTELMAAT (MM)
1/8 x 28	30 x 11	27 x 11
¼ x 19	38 x 10	36 x 10
3/8 x 19	45 x 14	41 x 14
½ x 14	45 x 14	41 x 14
5/8 x 14	55 x 16	50 x 16
¾ x 14	55 x 16	50 x 16
7/8 x 14	65 x 18	60 x 18
1" x 11	65 x 18	60 x 18
1.1/8 x 11	75 x 20	70 x 20
1.1/4 x 11	75 x 20	70 x 20
1.3/8 x 11	90 x 22	85 x 22

AFMETING (MM)	DIN 5158-ISO228 REF. 6202 Ø BUITENDIA.	DIN 382-ISO228 REF. 7202 SLEUTELMAAT (MM)
1.1/2 x 11	90 x 22	85 x 22
1.5/8 x 11	90 x 22	85 x 22
1.3/4 x 11	90 x 22	100 x 22
2" x 11	90 x 22	
2" x 11	105 x 22	100 x 22
2.1/4 x 11	105 x 22	100 x 22
2.1/2 x 11	120 x 22	115 x 22
2.3/4 x 11	120 x 22	115 x 22
3" x 11	130 x 22	135 x 22
3.1/2 x 11	150 x 22	145 x 22
4" x 11	160 x 22	155 x 22

GROTERE AFMETINGEN, OF SNIJKUSSENS IN BSF, UNF, NPT EN PG ZIJN EVENEENS VERKRIJGBAAR

SETTEN METRISCH

INHOUD	N°	AFM.	REF.
M 3 – 4 – 5 – 6 – 8 – 10 – 12	No. 1 + 2	20 x 5 – 20 x 7 – 25 x 9 – 30 x 11 – 38 x 14	No. 8003M312

INHOUD	N°	AFM.	REF.
M 3 – 4 – 5 – 6 – 8 – 10 – 12 – 14	No. 1 + 2	20 x 5 – 20 x 7 – 25 x 9 – 30 x 11 – 38 x 14	No. 8003M314

INHOUD	N°	AFM.	REF.
M 3 – 4 – 5 – 6 – 8 – 10 – 12 – 14 – 16	No. 1 + 3	20 x 5 – 20 x 7 – 25 x 9 – 30 x 11 38 x 14 – 45 x 18	No. 8003M316

INHOUD	N°	AFM.	REF.
M 5 – 6 – 8 – 10 – 12 – 14 – 16 18 – 20	No. 1 + 3	20 x 7 – 25 x 9 – 30 x 11 – 38 x 14 – 45 x 18	No. 8003M520

SETTEN METRISCH

INHOUD	N°	AFM.	REF.
M 3 – 4 – 5 – 6 – 8 – 10 – 12 – 14 – 16 – 18 – 20	No. 1 + 3	20 x 5 – 20 x 7 – 25 x 9 – 30 x 11 – 38 x 14 – 45 x 18	No. 8003M320

INHOUD	N°	AFM.	REF.
M 3 – 4 – 5 – 6 – 8 – 10 – 12 – 14 – 16 – 18 – 20 22 – 24	No. 0 – 2 – 4	20 x 5 – 20 x 7 – 25 x 9 – 30 x 11 – 38 x 14 45 x 18 – 55 x 22	No. 8003M324

INHOUD	N°	AFM.	REF.
M 5 – 6 – 8 – 10 – 12 – 14 – 16 – 18 – 20 – 22 24 – 27 – 30	No. 1 – 3 – 5	20 x 7 – 25 x 9 – 30 x 11 – 38 x 14 – 45 x 18 55 x 22 – 65 x 25	No. 8003M530

INHOUD	N°	AFM.	REF.
M 3 – 4 – 5 – 6 – 8 – 10 – 12 – 14 – 16 – 18 – 20 22 – 24 – 27 – 30	No. 1 – 3 – 5	20 x 5 – 20 x 7 – 25 x 9 – 30 x 11 – 38 x 14 45 x 18 – 55 x 22 – 65 x 25	No. 8003M330

SETTEN BSP (G)

INHOUD	N°	AFM.	REF.
G 1/8 – ¼ – 3/8 – ½ – ¾ – 1”	No. 3 + 5	30 x 11 – 38 x 10 – 45 x 14 – 55 x 16 – 65 x 18	No.8003G1

INHOUD	N°	AFM.	REF.
G ¼ – 3/8 – ½ – ¾ – 1” – 1.1/4	No. 3 + 6	38 x 10 – 45 x 14 – 55 x 16 – 65 x 18 – 75 x 20	No.8003G114

INHOUD	N°	AFM.	REF.
G ¼ – 3/8 – ½ – ¾ – 1” – 1.1/4 – 1.1/2	No. 2 – 4 – 7	38 x 10 – 45 x 14 – 55 x 16 – 65 x 18 – 75 x 20	No.8003G112

INHOUD	N°	AFM.	REF.
G ¼ – 3/8 – ½ – ¾ – 1” – 1.1/4 – 1.1/2 – 2”	No. 2 – 4 – 7	38 x 10 – 45 x 14 – 55 x 16 – 65 x 18 75 x 20 – 90 x 22	No.8003G2

SETTEN IN MF, BSW, BSF, UNC, UNF, NPT ZIJN EVENEENS VERKRIJGBAAR

LOHER DAKDEKBOREN

HSS boren met zelf-centrerende split-point. Boren hebben een spiraallengte van 30 mm. Dit verhoogt de sterkte van het boor en zorgt voor een betere afwerking omdat de verkorte spiraal het gat niet zijdelings vergroot.

AFMETINGEN	ART. NR.
5,8X060 mm	55.015.0580.060
5,8X090 mm	55.015.0580.090
5,8X100 mm	55.015.0580.100
5,8X120 mm	55.015.0580.120
5,8X150 mm	55.015.0580.150
5,8X180 mm	55.015.0580.180
5,8X200 mm	55.015.0580.200

MAGNA CUT RUIMERS

Linkse spiraal | Rechts snijdend. Ideaal om met handboormachine gaten te vergroten of uit te lijnen.

Taylor & Jones ltd reamer specialists

REF	D1	D2	L1	L2	L3
23.MA.097.B100	10	5,20	76	127	55
23.MA.097.B120	12	5,60	102	152	71
23.MA.097.B140	14	7,80	102	152	71
23.MA.097.B180	18	9,20	125	178	97
23.MA.097.B220	22	13,00	132	184	103
23.MA.097.B260	26	17,20	132	184	103

PROMEGA PLUS MK BOREN MET KOELKANAAL EN SPAANBREKER

VE = 1 Promega PLUS

ART.NR.	DIA	ART.NR.	DIA
27.B86.345.1200.CHI	12 MM	27.B86.345.2600.CHI	26 MM
27.B86.345.1300.CHI	13 MM	27.B86.345.2700.CHI	27 MM
27.B86.345.1400.CHI	14 MM	27.B86.345.2800.CHI	28 MM
27.B86.345.1500.CHI	15 MM	27.B86.345.2900.CHI	29 MM
27.B86.345.1600.CHI	16 MM	27.B86.345.3000.CHI	30 MM
27.B86.345.1700.CHI	17 MM	27.B86.345.3200.CHI	32 MM
27.B86.345.1800.CHI	18 MM	27.B86.345.3300.CHI	33 MM
27.B86.345.1900.CHI	19 MM	27.B86.345.3400.CHI	34 MM
27.B86.345.2000.CHI	20 MM	27.B86.345.3500.CHI	35 MM
27.B86.345.2100.CHI	21 MM	27.B86.345.3600.CHI	36 MM
27.B86.345.2200.CHI	22 MM	27.B86.345.3700.CHI	37 MM
27.B86.345.2300.CHI	23 MM	27.B86.345.3800.CHI	38 MM
27.B86.345.2400.CHI	24 MM	27.B86.345.3900.CHI	39 MM
27.B86.345.2500.CHI	25 MM	27.B86.345.4000.CHI	40 MM

METAALBOREN

ZWART GESLEPEN HSS BOREN - DIN 338

DIA	ART.NR.	DIA	ART.NR.	DIA	ART.NR.
0,80	18.338.GZ.0080	4,10	18.338.GZ.0410	7,00	18.338.GZ.0700
1,00	18.338.GZ.0100	4,20	18.338.GZ.0420	7,50	18.338.GZ.0750
1,20	18.338.GZ.0120	4,50	18.338.GZ.0450	8,00	18.338.GZ.0800
1,50	18.338.GZ.0150	4,70	18.338.GZ.0470	8,50	18.338.GZ.0850
2,00	18.338.GZ.0200	4,75	18.338.GZ.0475	9,00	18.338.GZ.0900
2,50	18.338.GZ.0250	5,00	18.338.GZ.0500	9,50	18.338.GZ.0950
2,60	18.338.GZ.0260	5,10	18.338.GZ.0510	10,00	18.338.GZ.1000
2,75	18.338.GZ.0275	5,20	18.338.GZ.0520	10,20	18.338.GZ.1020
3,00	18.338.GZ.0300	5,50	18.338.GZ.0550	10,50	18.338.GZ.1050
3,10	18.338.GZ.0310	5,70	18.338.GZ.0570	11,00	18.338.GZ.1100
3,20	18.338.GZ.0320	5,75	18.338.GZ.0575	11,50	18.338.GZ.1150
3,30	18.338.GZ.0330	6,00	18.338.GZ.0600	12,00	18.338.GZ.1200
3,50	18.338.GZ.0350	6,30	18.338.GZ.0630	12,50	18.338.GZ.1250
3,70	18.338.GZ.0370	6,50	18.338.GZ.0650	13,00	18.338.GZ.1300
4,00	18.338.GZ.0400	6,80	18.338.GZ.0680		

BLANK GESLEPEN HSS BOREN DIN 338

DIA	ART.NR.	DIA	ART.NR.	DIA	ART.NR.
1,00	18.338.G.0100	4,00	18.338.G.0400	6,80	18.338.G.0680
1,20	18.338.G.0120	4,10	18.338.G.0410	6,90	18.338.G.0690
1,50	18.338.G.0150	4,20	18.338.G.0420	7,00	18.338.G.0700
1,60	18.338.G.0160	4,50	18.338.G.0450	7,50	18.338.G.0750
1,70	18.338.G.0170	4,60	18.338.G.0460	8,00	18.338.G.0800
2,00	18.338.G.0200	4,70	18.338.G.0470	8,20	18.338.G.0820
2,10	18.338.G.0210	4,80	18.338.G.0480	8,50	18.338.G.0850
2,20	18.338.G.0220	5,00	18.338.G.0500	8,90	18.338.G.0890
2,50	18.338.G.0250	5,10	18.338.G.0510	9,00	18.338.G.0900
2,60	18.338.G.0260	5,20	18.338.G.0520	9,50	18.338.G.0950
2,70	18.338.G.0270	5,50	18.338.G.0550	10,00	18.338.G.1000
2,80	18.338.G.0280	5,70	18.338.G.0570	10,20	18.338.G.1020
3,00	18.338.G.0300	5,80	18.338.G.0580	10,50	18.338.G.1050
3,10	18.338.G.0310	6,00	18.338.G.0600	11,00	18.338.G.1100
3,20	18.338.G.0320	6,20	18.338.G.0620	11,50	18.338.G.1150
3,30	18.338.G.0330	6,30	18,338.G.0630	12,00	18.338.G.1200
3,40	18.338.G.0340	6,40	18.338.G.0640	12,50	18.338.G.1250
3,50	18.338.G.0350	6,50	18.338.G.0650	13,00	18.338.G.1300
3,70	18.338.G.0370	6,75	18.338.G.0675		

GESLEPEN HSS BOREN GOLDEN FLUTE MET SPLITPOINT- DIN 338

DIA	ART.NR.	DIA	ART.NR.	DIA	ART.NR.
1,00	18.338.GF.0100	5,50	18.338.GF.0550	10,00	18.338.GF.1000
1,50	18.338.GF.0150	6,00	18.338.GF.0600	10,50	18.338.GF.1050
2,00	18.338.GF.0200	6,50	18.338.GF.0650	11,00	18.338.GF.1100
2,50	18.338.GF.0250	7,00	18.338.GF.0700	11,50	18.338.GF.1150
3,00	18.338.GF.0300	7,50	18.338.GF.0750	12,00	18.338.GF.1200
3,50	18.338.GF.0350	8,00	18.338.GF.0800	12,50	18.338.GF.1250
4,00	18.338.GF.0400	8,50	18.338.GF.0850	13,00	18.338.GF.1300
4,50	18.338.GF.0450	9,00	18.338.GF.0900		
5,00	18.338.GF.0500	9,50	18.338.GF.0950		

COBALT 8% BOREN MET SPLITPOINT- DIN 338

DIA	ART.NR.	DIA	ART.NR.	DIA	ART.NR.
1,00	18.338.NC8.0100	5,00	18.338.NC8.0500	9,50	18.338.NC8.0950
1,50	18.338.NC8.0150	5,50	18.338.NC8.0550	10,00	18.338.NC8.1000
2,00	18.338.NC8.0200	6,00	18.338.NC8.0600	10,20	18.338.NC8.1020
2,50	18.338.NC8.0250	6,50	18.338.NC8.0650	10,50	18.338.NC8.1050
3,00	18.338.NC8.0300	7,00	18.338.NC8.0700	11,00	18.338.NC8.1100
3,20	18.338.NC8.0320	7,75	18.338.NC8.0775	11,50	18.338.NC8.1150
3,50	18.338.NC8.0350	8,00	18.338.NC8.0800	12,00	18.338.NC8.1200
4,00	18.338.NC8.0400	8,50	18.338.NC8.0850	12,50	18.338.NC8.1250
4,20	18.338.NC8.0420	9,00	18.338.NC8.0900	13,00	18.338.NC8.1300

GESLEPEN HSS BOREN TITANIUM GECOAT MET SPLITPOINT - DIN 338

DIA	ART.NR.	DIA	ART.NR.	DIA	ART.NR.
1,00	18.338.TI.0100	5,50	18.338.TI.0550	10,00	18.338.TI.1000
1,50	18.338.TI.0150	6,00	18.338.TI.0600	10,50	18.338.TI.1050
2,00	18.338.TI.0200	6,50	18.338.TI.0650	11,00	18.338.TI.1100
2,50	18.338.TI.0250	7,00	18.338.TI.0700	11,50	18.338.TI.1150
3,00	18.338.TI.0300	7,50	18.338.TI.0750	12,00	18.338.TI.1200
3,50	18.338.TI.0350	8,00	18.338.TI.0800	12,50	18.338.TI.1250
4,00	18.338.TI.0400	8,50	18.338.TI.0850	13,00	18.338.TI.1300
4,50	18.338.TI.0450	9,00	18.338.TI.0900		
5,00	18.338.TI.0500	9,50	18.338.TI.0950		

SETTEN BOREN

SET GOLDEN FLUTE
In metalen box

INHOUD	ART.NR.
1-10/0,5 mm (19 stuks)	18.SET.MET.1.10.GF
1-13/0,5 mm (25 stuks)	18.SET.MET.1.13.GF

SET GESLEPEN HSS BOREN
In metalen box

INHOUD	ART.NR.
1-10/0,5 mm (19 stuks)	18.SET.MET.1.10.G
1-13/0,5 mm (25 stuks)	18.SET.MET.1.13.G

SET GESLEPEN HSS BOREN COBALT 5%
In metalen box

INHOUD	ART.NR.
1-10/0,5 mm (19 stuks)	18.SET.MET.1.10.CO
1-13/0,5 mm (25 stuks)	18.SET.MET.1.13.CO

SET GESLEPEN HSS BOREN MET TITANIUM COATING
In metalen box

INHOUD	ART.NR.
1-10/0,5 mm (19 stuks)	18.SET.MET.1.10.TI
1-13/0,5 mm (25 stuks)	18.SET.MET.1.13.TI

CILINDRISCH AFGEDRAAIDE BOREN HSS - DIN 338

Cilindrische boren met afgedraaide opnameschacht van 13 mm.

DIA	ART.NR.
13,50	18.338.N3.1350
14,00	18.338.N3.1400
14,50	18.338.N3.1450
15,00	18.338.N3.1500
15,50	18.338.N3.1550
16,00	18.338.N3.1600
16,50	18.338.N3.1650

DIA	ART.NR.
17,00	18.338.N3.1700
17,50	18.338.N3.1750
18,00	18.338.N3.1800
18,50	18.338.N3.1850
19,00	18.338.N3.1900
19,50	18.338.N3.1950
20,00	18.338.N3.2000

DIA	ART.NR.
21,00	18.338.N3.2100
22,00	18.338.N3.2200
23,00	18.338.N3.2300
24,00	18.338.N3.2400
25,00	18.338.N3.2500

DAKDEKBOREN MET SPLITPOINT

HSS boren met zelf-centrerende split-point. Boren hebben een spiraallengte van 30 mm. Dit verhoogt de sterkte van de boor en zorgt voor een betere afwerking omdat de verkorte spiraal het gat niet zijdelings vergroot.

DIA	ART.NR.
5,8 x 60	18.DDB.0580.060
5,8 x 80	18.DDB.0580.080
5,8 x 120	18.DDB.0580.120

DIA	ART.NR.
5,8 x 150	18.DDB.0580.150
5,8 x 180	18.DDB.0580.180
5,8 x 200	18.DDB.0580.200

Promega EVOLUTION

SET VAN 7 MACHINE TAPPEN + AANGEPASTE BOREN

TAPPEN	BOREN
DIN 371 M3	DIN 338 2,5
DIN 371 M4	DIN 338 3,3
DIN 371 M5	DIN 338 4,2
DIN 371 M6	DIN 338 5,0
DIN 371 M8	DIN 338 6,8
DIN 371 M10	DIN 338 8,5
DIN 376 M12	DIN 338 10,2



In metalen box (14-delig)

18.SET.TAP.M3.M12.BOOR.B

SET MACHINETAPPEN

TAPPEN
DIN 371 M3
DIN 371 M4
DIN 371 M5
DIN 371 M6
DIN 371 M8
DIN 371 M10
DIN 376 M12

In metalen box (7-delig)

18.SET.TAP.M3.M12

KOFFER - 170 DELIG

Stevige metalen koffer met 170 boren
(1-10 per 0,5 mm)

- Tot en met 8 mm: 10 stuks per diameter
- Van 8,5 tot 10 mm: 5 stuks per diameter

GESLEPEN BLANK
18.COFFER.1.10.G

GOLDEN FLUTE
18.COFFER.1.10.GF

5% COBALT
18.COFFER.1.10.CO

PROMEGA PROJECT – TYPE 18

Promega DYNAMIC

PROMEGA PROJECT ROLGEWALSTE BOREN

REF	DIA
18.338.R.0100	1,00
18.338.R.0150	1,50
18.338.R.0200	2,00
18.338.R.0250	2,50
18.338.R.0300	3,00
18.338.R.0350	3,50
18.338.R.0400	4,00
18.338.R.0450	4,50
18.338.R.0500	5,00
18.338.R.0550	5,50
18.338.R.0600	6,00
18.338.R.0650	6,50
18.338.R.0700	7,00
18.338.R.0750	7,50
18.338.R.0800	8,00
18.338.R.0850	8,50
18.338.R.0900	9,00
18.338.R.0950	9,50
18.338.R.1000	10,00
18.338.R.1020	10,20
18.338.R.1030	10,30
18.338.R.1050	10,50
18.338.R.1100	11,00
18.338.R.1150	11,50
18.338.R.1200	12,00
18.338.R.1250	12,50
18.338.R.1300	13,00

SET ROLGEWALSTE HSS BOREN

In metalen box

DIA	REF
1-10/0,5 mm (19 stuks)	18.SET.MET.1.10.R
1-13/0,5 mm (25 stuks)	18.SET.MET.1.13.R